

EDUCATIONAL
MATERIALS

Education Materials



nals
nals

Index

EDUCATIONAL MATERIALS

Collectable A4 information sheets	6
Booklet with tear pad	7
Tear pad	8
Box with mini reference cards	9
Desk flip chart	10
Passport	11
Quick reference guide	12
Wheel	13
Brochure with wheel	14
Videobrochure	15
Swatch book	16
Technical rule	17
Calendar mouse pad	18
Wall calendar	19
Desk calendar	20
Thematic Notebook	21
Handbook 20x20	22
Book 15x15	23
Z card	24

POSTERS

Companion animals	27
Production animals	46
Horses	62
Miscellaneous	66
Other formats	70
Veterinarian illustrations	76

The ideal complement to boost your sales

- In veterinary communication, **advertising alone is not enough**. This industry has the need to launch and position its brands in the market, and communicate **the benefits of its products in an effective, educational and believable way**.
- Today, more than ever, it is necessary **to create a perception of value** in all the elements involved in the 'communication mix' so that price alone **does not become the only factor to determine the purchasing or prescription decision**.
- The **EDUCATIONAL MATERIALS** Grupo Asís is presenting in this **NEW CATALOGUE** are unique and original articles, innovative within the sector, and **provide a real added value to the current promotional actions**.
- All the tools presented have been specifically developed with two main goals: **offering the perfect training complement required** (owners, sales networks, sector professionals, farmers,...) in order **to boost sales of products** and meet their expectations on the subject of **corporate details**.
- And on top of that, providing an **excellent user experience** who will be able to make the most of the contents.



Note: Products in this catalogue are not subject to content changes. Selling copyright prices only include the adaptation to your product and/or brand with logos, data sheet and/or packshots. For customized items with tailored contents, consult our sales team.



MATERIALS

Information sheets folder

Educational tool of great interest to animal health professionals, both small and farm animals. Every title has 8 sheets included in a folder, available in collectible format.

Make your own data sheet collection about the topic that most interests you.



PV090874 PROD0176

Titles*

COMPANION ANIMALS



- External parasites
- Dermatology
- The geriatric animal
- Choosing a pet
- Hip dysplasia
- Oral hygiene
- Cat and dog anatomy

PRODUCTION ANIMALS



- Most common endoparasites and ectoparasites
- Zoonoses
- Foodborne diseases
- Animal welfare
- Hygiene protocol at farms

*Other titles may be requested. The total number of pages may vary according to the topic.

Right selling prices

1.600 €

Printing prices*



UNITS	PRICE
100	1.100 €
200	1.275 €
500	1.625 €
1.000	2.275 €
2.000	3.500 €
3.000	4.700 €
5.000	7.150 €

(*) Prices are valid until 31/12/2017

Characteristics




- 8 sheets in 210 x 297 mm. format.
- The sheets are included in a folder, with an individual shrink-wrapping.
- 250 g/m², coated matt, 4+4, self-assembly pocket folder, raised sheets, manipulated and shrink wrapping.

Booklet with tear pad

It is a very useful tool for the veterinary professional, since it counts with technical information developed in a triptych with a tear pad that includes all the information adapted to the final customer. On the front side of the sheets the customer can find useful data, while overleaf, there is some space for the professional to complete the necessary information.

The triptych includes a tear pad with interesting information for the customer.



PY090875 | PROD0139

Titles*

COMPANION ANIMALS



- Common zoonoses
- Choosing a pet
- Puppy basic care
- Pet sterilization
- Nutrition

PRODUCTION ANIMALS



- Most common endoparasites and ectoparasites
- Zoonoses
- Foodborne diseases
- Animal welfare
- Hygiene protocol at farms

*Other titles may be requested

Right selling prices

1.400 €

Printing prices*



UNITS	PRICE
100	800 €
200	1.200 €
500	2.025 €
1.000	2.650 €
2.000	4.050 €
3.000	4.675 €
5.000	7.475 €

(*) Prices are valid until 31/12/2017

Characteristics



- 50 sheets in 140 x 280 mm. format.
- 100 g/m², coated matt, 4+4, 50 self-assembly pocket folder, raised sheets, manipulated and shrink wrapping.

Tear pad

On the front side of this tear pad some useful information for the final customer can be found, while overleaf, it is available for the veterinary professional to complete the necessary data.



PV090876 | PROD00132

*A small and useful tool
for professionals
and owners.*

Titles*

COMPANION ANIMALS




- Common zoonoses
- Choosing a pet
- Puppy basic care
- Pet sterilization
- Nutrition

PRODUCTION ANIMALS



- Most common endoparasites and ectoparasites
- Zoonoses
- Foodborne diseases
- Animal welfare
- Hygiene protocols at the farm

*Other titles may be requested



Right selling prices

850 €

Printing prices*



UNITS	PRICE
100	325 €
200	375 €
500	575 €
1.000	800 €
2.000	1.425 €
3.000	2.050 €
5.000	3.375 €

(*) Prices are valid until 31/12/2017

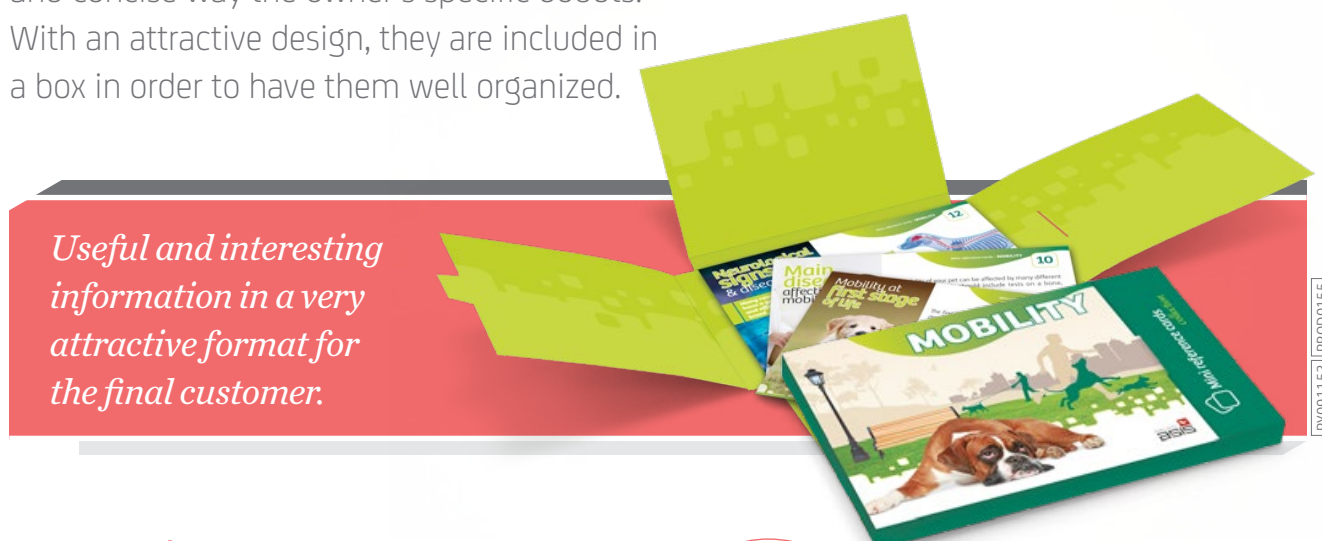
Characteristics



- 50 equal raised sticky top-sheets, in 100 x 150 mm. format.
- Individual shrink-wrapping.
- 100 g/m², coated matt, 4+4.

Box with mini reference cards

These cards are intended to solve in a quick and concise way the owner's specific doubts. With an attractive design, they are included in a box in order to have them well organized.



Titles*

COMPANION ANIMALS



- Atopy
- Dog mobility
- Infectious diseases
- Parasitic diseases
- Gestation and birth
- Neonatology
- Cardiology: congenital and acquired diseases

PRODUCTION ANIMALS



- Ectoparasitosis in cattle
- Parasitic zoonoses
- Animal welfare

*Other titles may be requested. The total number of pages may vary according to the topic.

Right selling prices

1.600 €

Printing prices*



UNITS	PRICE
100	1.575 €
200	1.825 €
500	2.325 €
1.000	2.775 €
2.000	4.500 €
3.000	6.225 €
5.000	9.675 €

(*) Prices are valid until 31/12/2017

Characteristics



- Format: 100 x 150 mm.
- It contains a box with 20 different cards with rounded edges, gloss laminated 2 sides, raised and individual shrink- wrapping.
- 350 g/m², gloss, 4+4.

Desk flip chart

The latest and most interesting issues for the sector professionals are graphically explained in these charts. Both sides of the page show relevant information for technicians and final customers. The laminated pages allow you to write and erase additional remarks.

An educational and visual tool for animal health professionals and customers



PV090877 | PROD00152

Titles*

COMPANION ANIMALS



- Dermatology
- Arthrology and pain management
- Parasitic diseases
- Cardiology: congenital and acquired diseases

PRODUCTION ANIMALS



- Hoof health
- Parasitic zoonoses
- Porcine respiratory complex

*Other titles may be requested. The total number of pages may vary according to the topic.

Right selling prices

1.950 €

Printing prices*

UNITS	PRICE
100	700 €
200	875 €
500	1.200 €
1.000	1.675 €
2.000	2.750 €
3.000	3.825 €
5.000	5.975 €

(*) Prices are valid until 31/12/2017

Characteristics



- 20 sheets in 210 x 150 mm. format.
- Gloss laminated 2 sides sheets, 350 g/m², 4+4, wire-o.
- Backing: creasing white cardboard 21x45 cm, 350 g/m².

Passport

Product specially designed for promotions related to inquiries, vaccination schedules and other aspects connected with animal health, of identical size to the vaccination record.

All the information about animal health brought together in a very educational and easy comprehension format.



16 pages | PV090886 | PROD0146
32 pages | PV090886 | PROD0147

Titles*

COMPANION ANIMALS



- Dog oral hygiene
- Your puppy's first year: top tips for the owner
- Your kitten's first year: top tips for the owner
- Veterinary immunology guide: Why do I have to vaccinate my pet?
- Travelling with pets
- Pet at home: 30 most frequent questions

PRODUCTION ANIMALS



- Quick questions and answers about parasitosis in cattle

*Other titles may be requested

Right selling prices

16 pages: 1.400 € 32 pages: 1.600 €

Printing prices*

UNITS	16 pages	32 pages
100	225 €	325 €
200	375 €	475 €
500	525 €	600 €
1.000	600 €	750 €
2.000	750 €	950 €
3.000	925 €	1.200 €
5.000	1.200 €	1.700 €

(*) Prices are valid until 31/12/2017

Characteristics



- Format: 100 x 150 mm.
- 16-32 pages + covers (gloss coated 350 g/m², 4/4, stapled, rounded edges).
- Stapled binding.
- Inside: 150 g/m², coated matt, 4+4.

Quick reference guide

Relevant topics for the daily work of professionals are collected in a very manageable and eye-catching format.

It is a very useful query tool for the sector professionals.



PV090883 | PROD0138

Titles*

COMPANION ANIMALS



- Cardiology: ultrasound correlations
- Dermatology: an approach to the diagnosis
- Emergency surgical procedures
- Fluidtherapy in electrolyte disturbances
- Dosage range in patients with shock
- Hematologic and biochemical parameters

PRODUCTION ANIMALS



- Dermatological differential diagnosis
- Sample collection in bovine miscarriages
- Porcine necropsy: key points

*Other titles may be requested. The total number of pages may vary according to the topic.

Right selling prices

1.175 €

Printing prices*

UNITS	PRICE
100	575 €
200	575 €
500	625 €
1.000	800 €
2.000	1.025 €
3.000	1.225 €
5.000	1.700 €

(*) Prices are valid until 31/12/2017

Characteristics



- Format: A5 (148 x 210 mm).
- 16 pages, stapled binding and a glossy laminated 1 side cover.
- 200 g/m², gloss coated.

Wheel

User-friendly circular piece that connects interesting data for the veterinary professional as well as for the final customer.

It has an attractive and manageable design that allows the professional to explain in detail any aspect related to animal health.



Titles*

COMPANION ANIMALS



- Parasites in cats
- Oestrous cycle, gestation and birth
- Cardiological ultrasound correlations
- Hematologic and biochemical parameters
- Pets feed metering

PRODUCTION ANIMALS



- Bovine Oestrous cycle
- Porcine Oestrous cycle
- Seasonal parasites

*Other titles may be requested

Right selling prices

1.175 €

Printing prices*



UNITS	PRICE
100	675 €
200	700 €
500	775 €
1.000	900 €
2.000	1.150 €
3.000	1.400 €
5.000	1.900 €

(*) Prices are valid until 31/12/2017

Characteristics



- Internal wheel format: 160 mm.
- External wheels format: 2nd wheel 140 mm and 3rd wheel 125 mm.
- Two sided glossy laminated wheels, riveted in the center and two triangles, 10 shrink-wrapped.
- 350 g/m², 4+4.

Brochure with wheel

For those cases requiring more information, for product promotion or for a more complete communication, the wheel can be inserted in a brochure

The brochure goes with the wheel providing extra information.



PV090879 | PROD0137

Titles*

COMPANION ANIMALS



- Parasites in cats
- Oestrous cycle, gestation and birth
- Cardiological ultrasound correlations
- Hematological and biochemical parameters
- Pets feed metering

PRODUCTION ANIMALS



- Bovine oestrous cycle
- Porcine oestrous cycle
- Seasonal parasites

*Other titles may be requested

Right selling prices

1.175 €

Printing prices*



UNITS	PRICE
100	1.450 €
200	1.575 €
500	1.875 €
1.000	2.425 €
2.000	3.500 €
3.000	4.175 €
5.000	5.850 €

(*) Prices are valid until 31/12/2017

Characteristics



- Brochure with wheel: 210 x 210 mm triptych with a riveted wheel on the right page
- Internal wheel format: 160 mm.
- External wheels format: 140 x 125 mm.
- 4+4.

Videobrochure

It is an innovative tool, ideal for marketing actions, combining printed media with the dynamics of the video. It is a very practical product for professionals and a high impact one for the final customer.



Technology at the disposal of animal health in video format together with the traditional brochure.

Titles*

COMPANION ANIMALS



- Oestrous cycle, gestation and birth
- Blood cells
- Main ectoparasites in dogs and cats

PRODUCTION ANIMALS



- Sow's sexual cycle
- Blood cells

*Other titles may be requested

Right selling prices

850 €

Printing prices

Available on request



Characteristics



- Format: Printed diptych 148 x 210 mm
- 4.3 inches video catalogue, opening and closing sensor in order to stop or play the video, with a Play/Pause button. 128 MB chip and 2h video battery. It includes charge cable.

Swatch book

It is a product based on the popular colourful guide, ideal to check relevant information for both professionals and final customer.

*It has an attractive design,
with specific and practical contents
for professionals and owners.*



Titles*

COMPANION ANIMALS



- Dog breeds
- Cat breeds
- Ectoparasites and endoparasites

PRODUCTION ANIMALS



- Bovine breeds
- Porcine breeds
- Parasitic diseases

*Other titles may be requested

Characteristics



- Format: 230 x 70 mm.
- 10-30 glossy laminated sheets.
- Rounded edges, raised and joined with a rivet on the top left.
- 350 g/m², 4+4.

Right selling prices

Swatch book with 10 sheets: 850 €

Swatch book with 20 sheets: 1.175 €

Swatch book with 30 sheets: 1.400 €

Printing prices*



UNITS	10 sheets	20 sheets	30 sheets
100	750 €	875 €	1.250 €
200	850 €	1.000 €	1.400 €
500	1.050 €	1.325 €	1.800 €
1.000	1.375 €	1.900 €	2.475 €
2.000	2.175 €	3.150 €	3.950 €
3.000	2.950 €	4.400 €	5.400 €
5.000	4.425 €	6.775 €	8.200 €

(*) Prices are valid until 31/12/2017

10 sheets	PY090888	PROD0143
20 sheets	PY090888	PROD0144
30 sheets	PY090888	PROD0145

Technical rule

It is a very helpful product for professionals with a huge deal of schematic information, charts, and both sides graphics. It is ideal for prompt consultations.

Quick and concise access to interesting data about both small and farm animals.



Titles*

COMPANION ANIMALS



- Cardiac parameters in small animals
- Clinical parameters of interest
- Feed metering for overweight pets
- Dosage range in patients with shock

PRODUCTION ANIMALS



- Bovine body condition
- Calves rehydration

*Other titles may be requested

Right selling prices

850 €

Printing prices*



UNITS	PRICE
100	225 €
200	300 €
500	400 €
1.000	475 €
2.000	550 €
3.000	600 €
5.000	750 €

(*) Prices are valid until 31/12/2017

Characteristics



- Format: 450 x 60 mm.
- Folded in three creasing, glossy 2 sides laminated sections.
- 200 g/m², 4+4.

Calendar mouse pad

Discreet and practical calendar
that can be used as a mouse pad.

*An advertising tool
the customer will see
every day.*



PV090882 | PROD0133

Titles*

- Each calendar can contain additional information about any topic, as well as interesting facts.



Right selling prices

850 €

Printing prices*

UNITS	PRICE
100	225 €
200	275 €
500	575 €
1.000	1.075 €
2.000	2.000 €
3.000	2.875 €
5.000	4.425 €

(*) Prices are valid until 31/12/2017

Characteristics

- Format: 230 x 195 mm.
- 12 pages, 1+0.
- PVC cover printed full colour and 1 position marking.

Wall calendar

The calendar is made with technical information of interest for professionals or owners on the basis of a set of pictures or subject images.

Improve your knowledge and check the calendar simultaneously.



PY090880 PROD0134

Titles*

COMPANION ANIMALS



- Cat breeds
- Dog breeds
- Seasonal parasitic diseases
- Vaccination schedule
- Parasites in dogs and cats
- Frequent digestive pathologies
- Dermatology
- Functions of nutritional components

PRODUCTION ANIMALS



- Bovine breeds
- Porcine breeds
- Bovine parasites
- Infectious diseases in swine

*Other titles may be requested

Right selling prices

850 €

Printing prices*



UNITS	PRICE
100	1.100 €
200	1.150 €
500	1.300 €
1.000	1.825 €
2.000	2.425 €
3.000	2.975 €
5.000	4.075 €

(*) Prices are valid until 31/12/2017

Characteristics



- Format: 380 x 300 mm.
- 16 pages.
- Stapled top hole for hanging.
- 200 g/m², gloss coated, 4+4.

Desk calendar

Spiral binder calendar to be placed on the desk, counter or working table, it is very manageable and always within reach.

All illustrations and images have a common theme and contain interesting technical information.

A different way of keeping track of deadlines.



PV090881 | PROD0135

Titles*

COMPANION ANIMALS



- Cat breeds
- Dog breeds
- Seasonal parasitic diseases
- Vaccination schedule
- Parasites in dogs and cats
- Frequent digestive pathologies
- Dermatology
- Functions of nutritional components

PRODUCTION ANIMALS



- Bovine breeds
- Porcine breeds
- Bovine parasites
- Porcine infectious diseases

*Other titles may be requested

Right selling prices

850 €

Printing prices*



UNITS	PRICE
100	575 €
200	700 €
500	1.125 €
1.000	1.950 €
2.000	3.225 €
3.000	4.475 €
5.000	7.025 €

(*) Prices are valid until 31/12/2017

Characteristics



- Format: 220 x 148 mm.
- 14 glossy 2 sides laminated pages, 200 g/m², 4+4, wire-o binding.
- Backing: creasing, 350 g/m².

Thematic notebook

It is a notebook including, in addition to the appointment book, relevant and practical information for the sector professionals.

It is a support that will strengthen your brand image and provide added value to your clients.



Titles*

Every booklet contains 14 pages with additional information and relevant data, such as:

- Hematological and biochemical parameters
- Physiological parameters: temperature, heart and breathing rate, etc.
- Body condition diagrams
- Reproductive and nutritional characteristics
- Information of interest about pathologies, well-being, care, etc
- Characteristics of the main bird, reptile and mammal companion species
- Prevention guidelines
- Procedures and practical tables
- Equivalences between usual measurement units

*Other titles may be requested

Right selling prices

1.175 €

Printing prices*

UNITS	PRICE
100	1.400 €
200	1.825 €
500	2.375 €
1.000	2.925 €
2.000	4.850 €
3.000	5.875 €
5.000	7.850 €

(*) Prices are valid until 31/12/2017

Characteristics



- Format: 210 x 210 mm.
- Per page week to week diary in two colours + 14 pages in 4+4 colours + covers, wire-o binding.
- Inside: 100 grs., white offset.

Handbook 20 x 20

An ideal editorial format for promotional activities aimed at children, due to the themes and wear resistance

An attractive design and contents specifically thought for a different public.



Titles*

COMPANION ANIMALS



- Pets at home: the 30 most common questions
- Your puppy's first year
- Your kitten's first year
- What does your dog think about?
- Pet's oral hygiene

PRODUCTION ANIMALS



- Milk production
- Questions and answers in animal reproduction

*Other titles may be requested

Right selling prices

1.600 €

Printing prices*

UNITS	PRICE
100	700 €
200	1.125 €
500	1.300 €
1.000	1.600 €
2.000	2.225 €
3.000	2.850 €
5.000	4.025 €

(*) Prices are valid until 31/12/2017

Characteristics



- Format: 200 x 200 mm.
- 32 pages + covers.
- Glossy one side laminated cover, paperback binding.
- Inside: 200 g/m², coated matt, 4+4.

Book 15 x 15

Flexible, affordable and undersized books, suitable for shrink-wrapping with bags or sacks

An ideal format to include issues of great interest for the final customer.



PY090885 | PROD0140

Titles*

COMPANION ANIMALS



- Puppy's handbook
- Pets at home: the 30 most common questions
- The dog's world anecdotal history
- The cat's world anecdotal history
- What does your dog think about?
- Pet's oral hygiene

PRODUCTION ANIMALS



- Milk production
- Questions and answers about animal production

*Other titles may be requested

Right selling prices

1.400 €

Printing prices*



UNITS	PRICE
100	750 €
200	875 €
500	1.025 €
1.000	1.200 €
2.000	1.750 €
3.000	2.250 €
5.000	3.275 €

(*) Prices are valid until 31/12/2017

Characteristics



- Format: 150 x 150 mm.
- 48 pages + covers (gloss coated 350 g/m². 4+4, 1 side laminated and acrylic varnish on the back).
- Paperback binding.
- Inside: 150 g/m², gloss coated, 4+4.

Z-card

It is a foldout for a wide range of uses:
product catalogue, dosage tables,
critical points in animal health...
Flexible and available in two reduced
sizes (credit card and pocket size).



*Drop- down tool with relevant
information and in two sizes
suitable for any occasion.*

Pocket | PV090887 | PROD00156
Credit | PV090887 | PROD00151

Titles*

COMPANION ANIMALS



- Dog breeds and predisposition to diseases
- 10 warning signs in your pet
- Your pet's health at a glance
- Veterinary immunology guide: why do I have to vaccinate my pet?
- Companion animal main zoonoses
- Oral hygiene

PRODUCTION ANIMALS



- Questions and quick answers about bovine parasites
- Hygiene protocols at farms

*Other titles may be requested

Right selling prices

1.600 €

Printing prices*

Z-card pocket



UNITS	PRICE
100	875 €
200	900 €
500	1.050 €
1.000	2.450 €
2.000	2.625 €
3.000	2.875 €
5.000	3.475 €

Z-card credit



UNITS	PRICE
100	700 €
200	725 €
500	900 €
1.000	1.975 €
2.000	2.125 €
3.000	2.300 €
5.000	2.800 €

(*) Prices are valid until 31/12/2017

Characteristics



- Folded Format: 108 x 784 mm.
- Cover: graphic paperboard 300 grs. in 4+0 gloss laminated.
- Inside: 90 g/m², 4+4, digital printing.

Characteristics



- Folded format: 85 x 54 mm.
- Cover: graphic paperboard 300 grs. in 4+0 gloss laminated.
- Inside: 90 g/m², 4+4, digital printing.



POSTERS

Posters

A product designed to spread knowledge about veterinary topics

- Grupo Asís, as part of its commitment **to creating and sharing** veterinary knowledge, offers these essential tools to professionals of the **animal health industry**.

Posters are a visual and educational aid to share information about some of the most interesting topics and latest news in veterinary medicine: mode anatomical representations, etc.

- Posters combine our ability to **create technical contents** and our knowledge of the most **powerful types of visual communication**.
- They can easily be **translated into other languages** and can therefore be included in an **international communication strategy**, so that a much wider target audience can be reached with the same message.

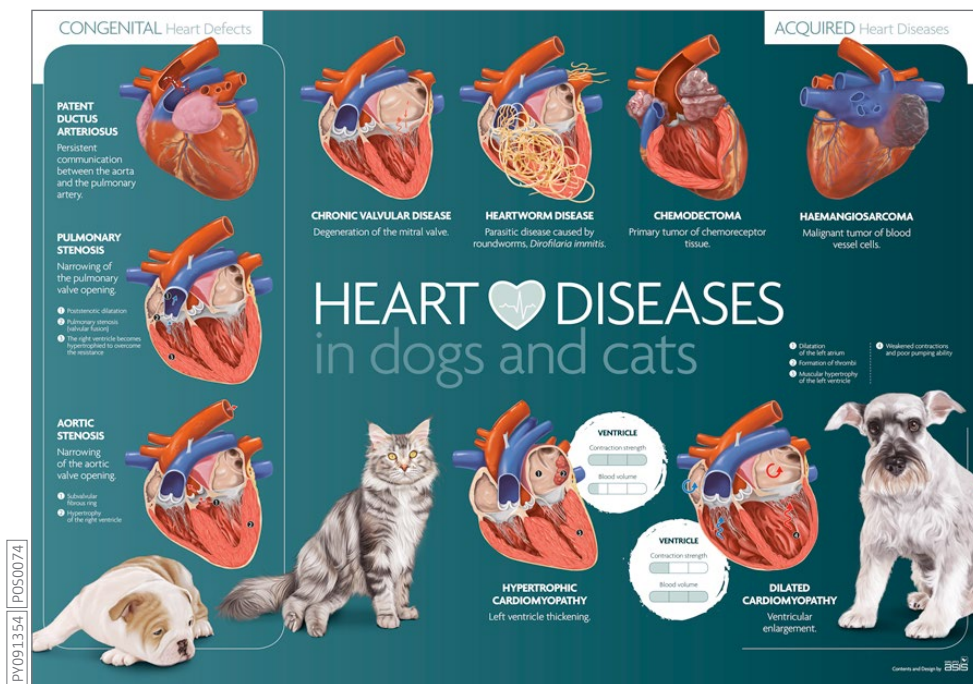
Right selling prices	
1.950 €	
Printing prices*	
UNITS	PRICE
100	250 €
200	275 €
500	400 €
1.000	525 €
2.000	800 €
3.000	1.075 €
5.000	1.600 €

(*) Prices are valid until 31/12/2017

Characteristics



- 150 g/m², gloss coated, 4+0.
- One side laminated, in packs of 25.



HEART DISTURBANCES IN DOGS AND CATS

Did you know that some of the most common heart diseases in dogs and cats are of congenital origin? Or that among the alterations acquired the filariasis is one of the most serious? This poster shows the differences, very graphically, between each of these processes. It is an excellent tool for the veterinarian at the clinic.

Size:
70 x 50 cm



CONGESTIVE HEART FAILURE

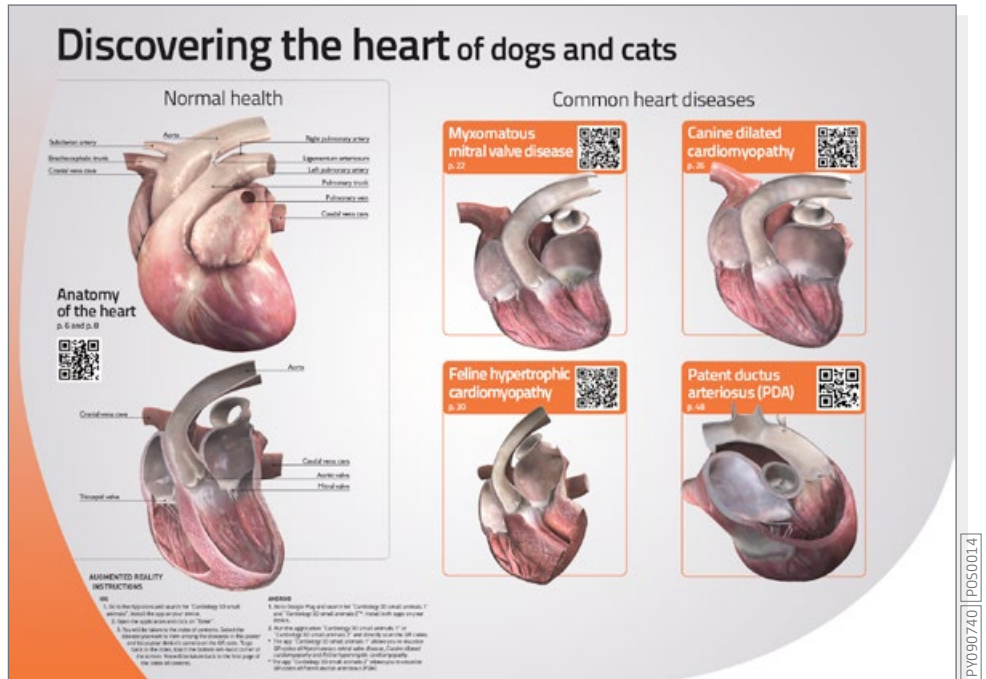
The congestive heart failure occurs when the heart is unable to pump an adequate amount of blood. This process can have different causes and involve other organs. On this poster you can see in a graphical way both factors, as well as the main treatment methods.

Size:
70 x 50 cm

THE HEART OF DOGS AND CATS

Taking care of our pets' heart health is essential. With this poster, you will be able to compare the anatomy of a healthy heart with that of one affected by the most common heart diseases both in dogs and in cats.

Size:
70 x 50 cm

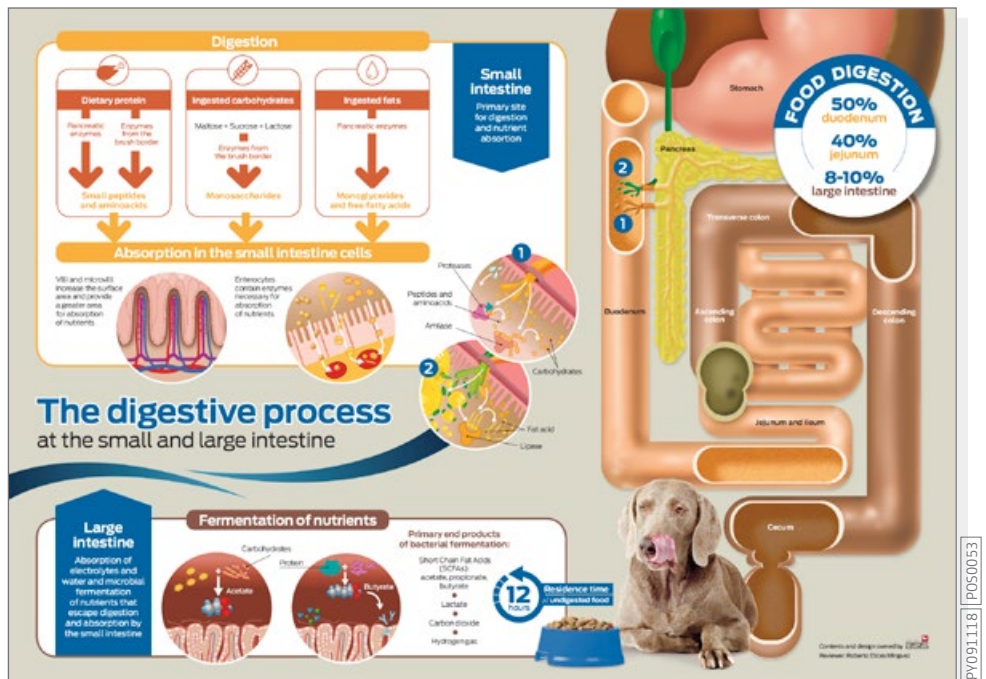


Available rights in all countries except China, Spain and the UK.

THE DIGESTIVE PROCESS AT THE SMALL AND LARGE INTESTINE

What is the way followed by nutrients since food is ingested by the dog? An ideal poster to be used as a reminder of the digestive processes and protein, fat and carbohydrate absorption, mainly at the small and large intestine.

Size:
70 x 50 cm



Available rights in all countries except Thailand.

INTESTINAL PARASITES IN DOGS AND CATS

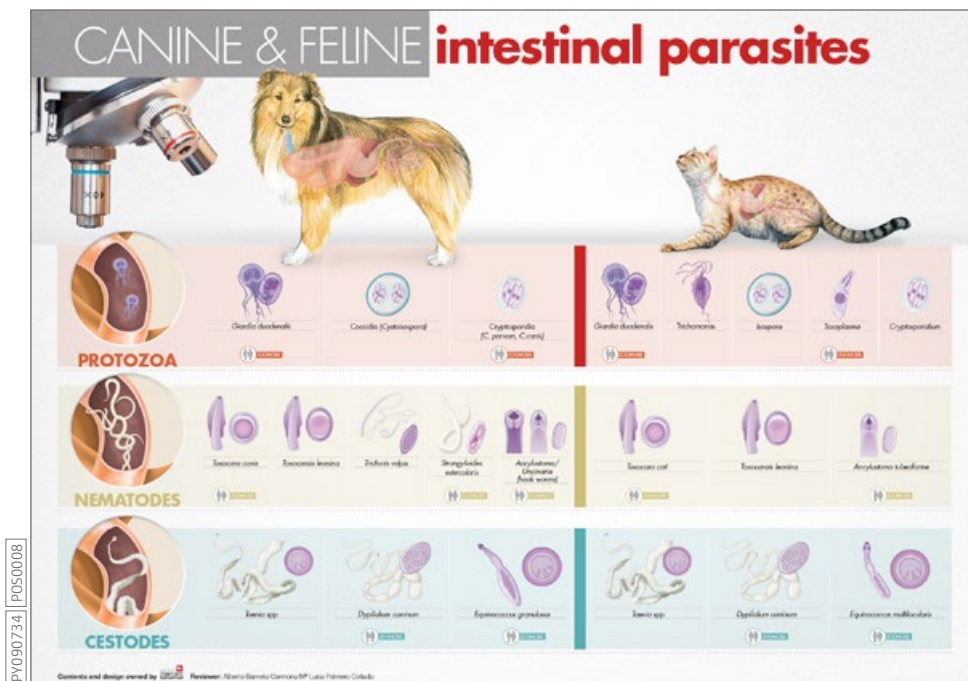
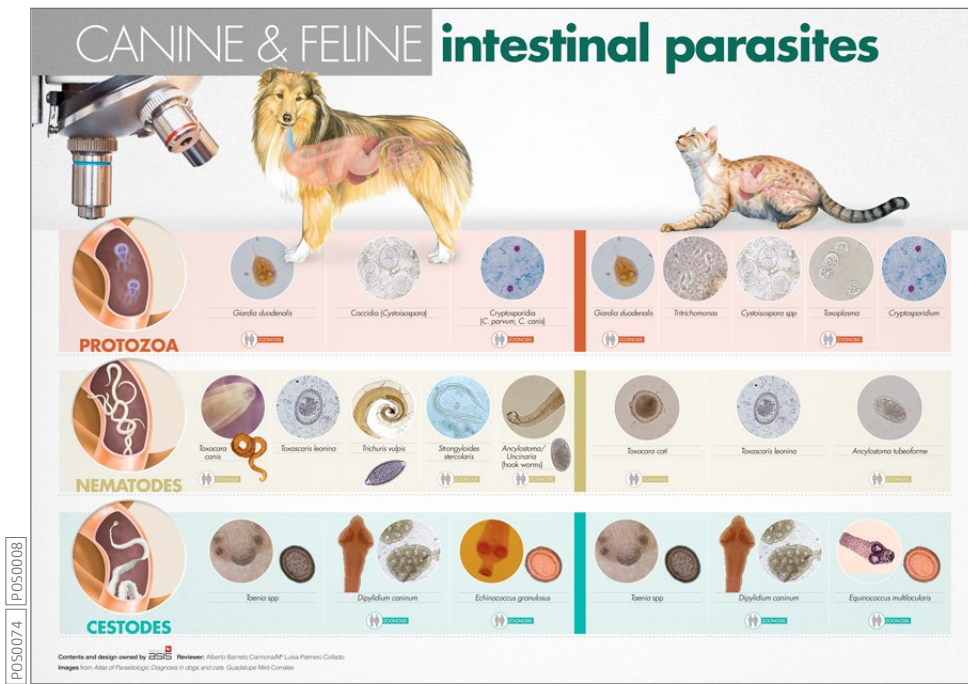
As an added value to the poster on the most common intestinal parasites in dogs and cats, some microscope images are shown of the main species of protozoa, nematodes and cestodes, that allow us to assess their morphology in order to establish at the clinic a precise differential diagnosis.

Size:
70 x 50 cm

INTESTINAL PARASITES IN DOGS AND CATS

Do you know the different types of intestinal parasites that may affect cats and dogs? This visual poster shows the main species that can infect both.

Size:
70 x 50 cm



PATELLA LUXATION IN DOGS

This poster reflects one of the most common orthopedic processes in dogs, the luxation of the patella, which is shown in its different levels by means of high complexity illustrations enabling a distinction to be drawn between the different positions of the patella at each stage.

Size: 70 x 50 cm



Available rights in all countries except China.

JOINTS AND OSTEOARTHRITIS

Joint problems are common in pets, especially in medium and large-sized animals. The aim of this poster is to graphically illustrate what joints are like and the process leading to joint deterioration. Many different illustrations and pictures of dogs have been used to make the technical content of this poster more interesting.

Size: 70 x 50 cm

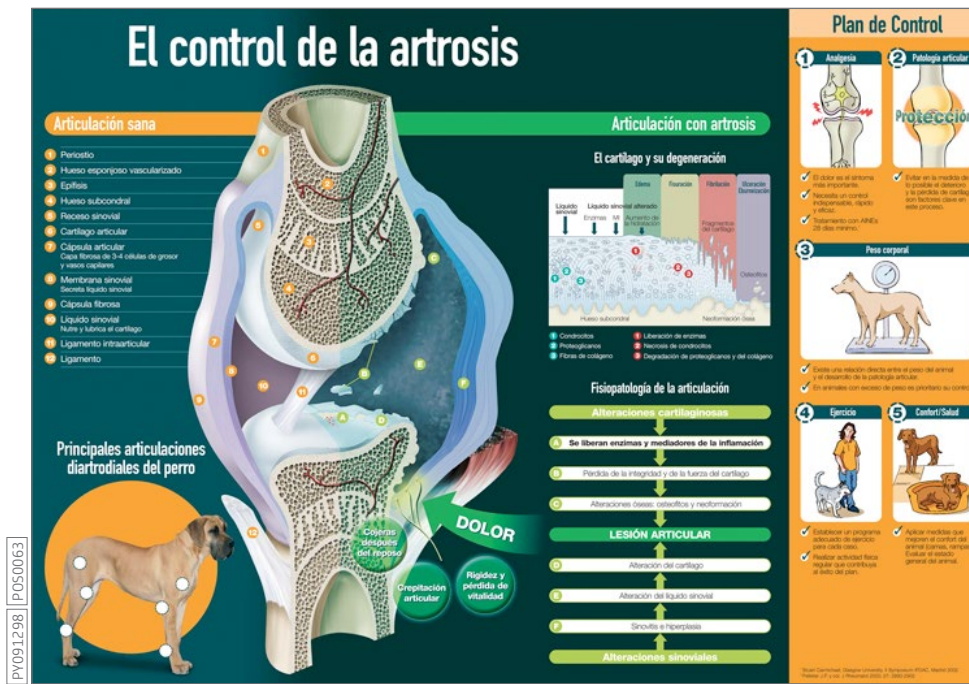


Available rights in all countries except Germany, Australia, Austria, Brazil, Chile, Spain, the Philippines, Indonesia, Malaysia, New Zealand, Switzerland, Thailand, Taiwan, Turkey, Vietnam, USA and Mexico.

THE CONTROL OF OSTEOARTHRITIS

This poster does not only show the differences between a healthy joint and a joint with osteoarthritis, it also offers a clear and concise disease control plan. Ideal to raise the owners' awareness at the vet practice.

Size:
42 x 29,70 cm



Available rights in all countries except USA, Brazil, Czech Republic, France, Hungary, Italy and Spain.

THE DOG'S MUSCULAR SYSTEM

A clear and simple illustration of the dog's muscular system, in which all the muscles that make it up are clearly labelled.

Size:
70 x 50 cm



Available rights in all countries except Germany, Austria, Denmark, Spain, Japan, Mexico and New Zealand.

NUTRITIONAL NEEDS OF DOGS

How much protein or energy does a puppy need? And what about a dog that hardly exercises? May the calorie intake of a gestating female dog vary according to the number of fetuses? These and other questions are answered on this poster in which the basic concepts of dog nutrition are analyzed.

Size:
70 x 50 cm

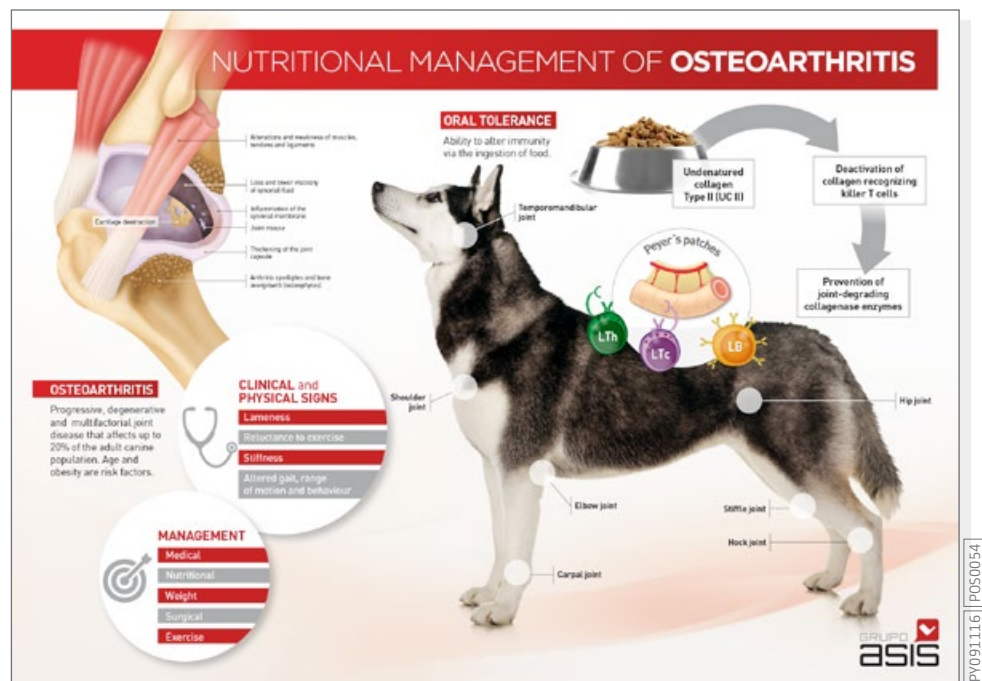


Available rights in all countries except China.

NUTRITIONAL MANAGEMENT OF OSTEOARTHRITIS

Is it possible to control the progression of the osteoarthritis via diet? On this poster you can find one of the most innovative proposals for one of the most degenerative diseases in adult dogs.

Size:
70 x 50 cm

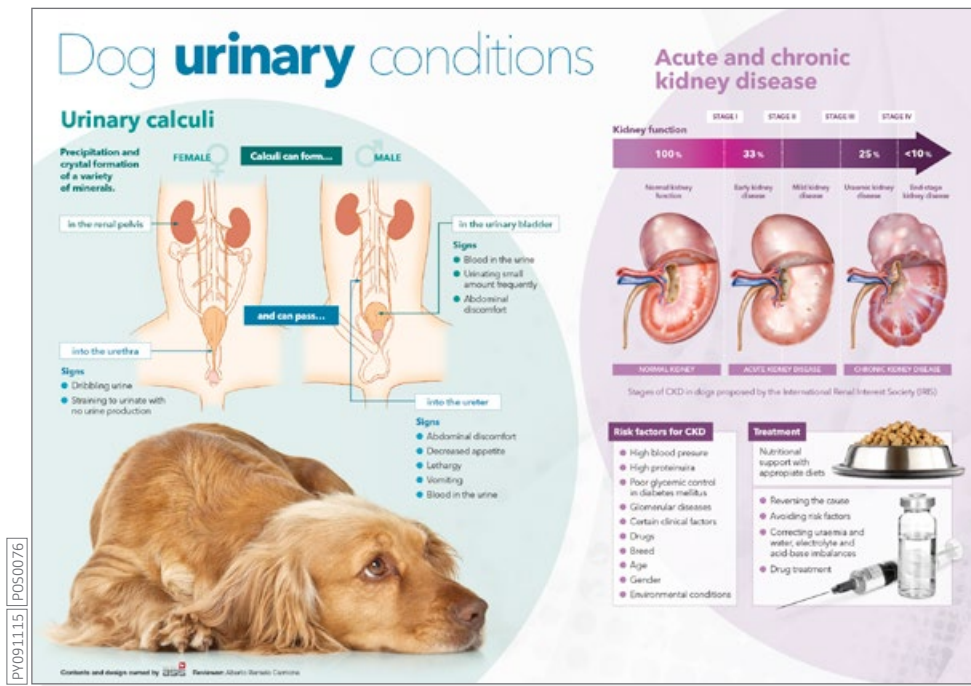


Available rights in all countries except the USA.

DOG URINARY CONDITIONS

What are the most common renal diseases in dogs?
Do dogs have urinary calculi like people do? To what extent can kidneys be affected?
Learn all the answers in this poster about your dog's renal health.

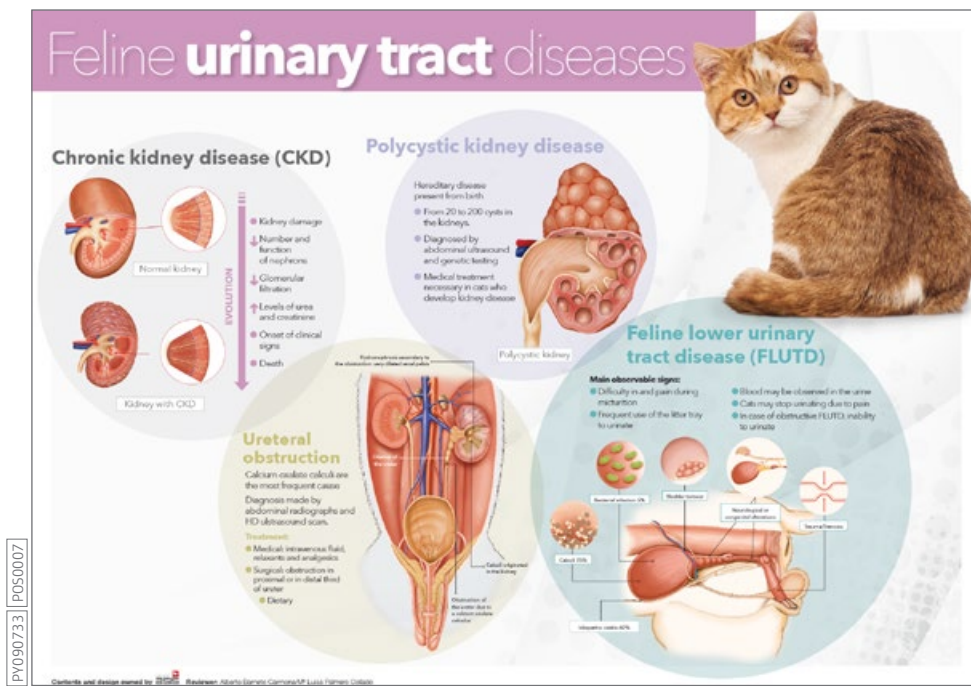
Size:
70 x 50 cm



URINARY TRACT DISEASES IN CATS

This poster describes the four main diseases that can compromise a cat's kidney health. A good knowledge of these diseases is essential to establish the most appropriate treatment.

Size:
70 x 50 cm

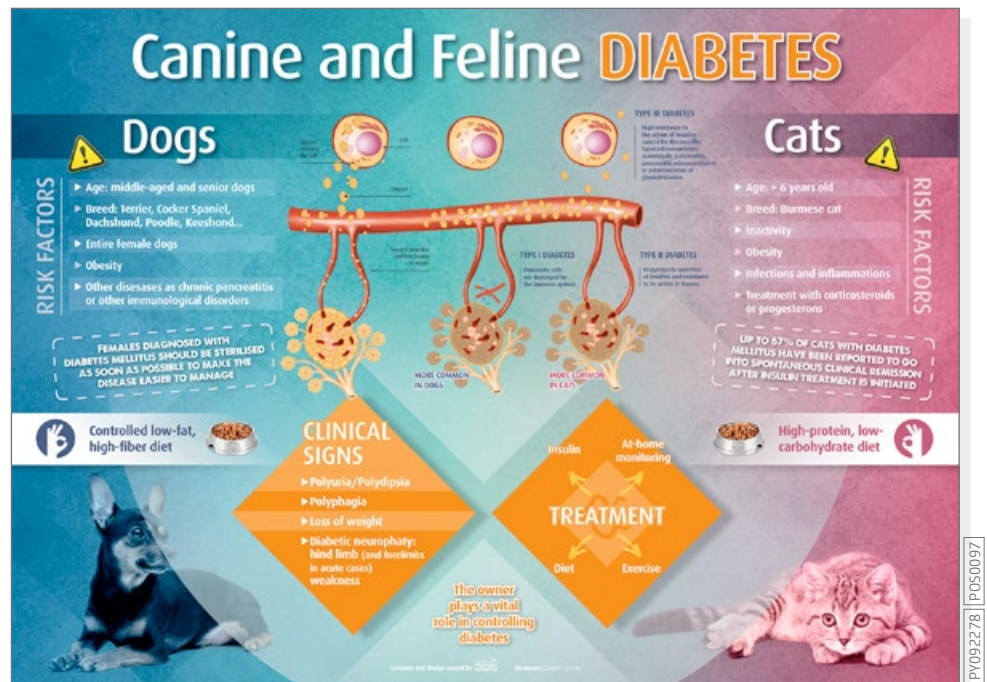


Available rights in all countries except Spain.

CANINE AND FELINE DIABETES

Knowing and controlling the risk factors of the canine and feline diabetes is essential in establishing a suitable treatment. This poster provides assistance in identifying these factors and, besides, it briefly and simply describes the three most frequent types of this disease in our pets.

Size:
70 x 50 cm

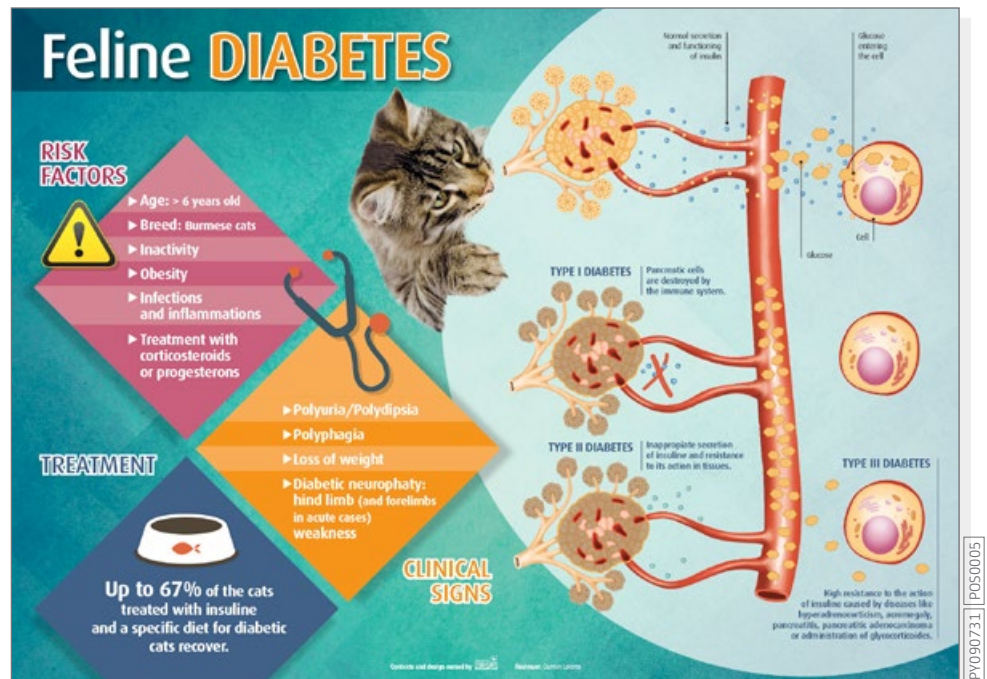


Available rights in all countries except Thailand.

FELINE DIABETES

How can I know if my cat has diabetes? What does this disease involve? Can it be treated in this species? The answers to these questions and more are provided in this poster.

Size:
70 x 50 cm



MAIN FELINE PARASITES

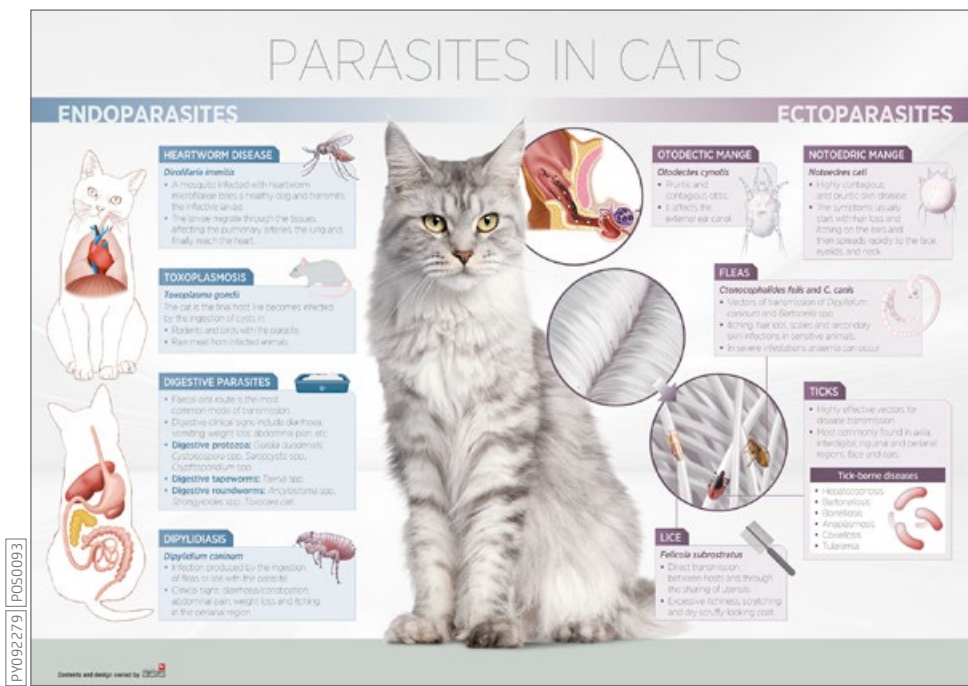
What are the most common parasites that affect our cats and what do we have to protect them against? On this poster, the most frequent endoparasites and ectoparasites in these species are briefly presented, with special emphasis being placed on the transmission modes and on the most common clinical signs.

Size:
70 x 50 cm

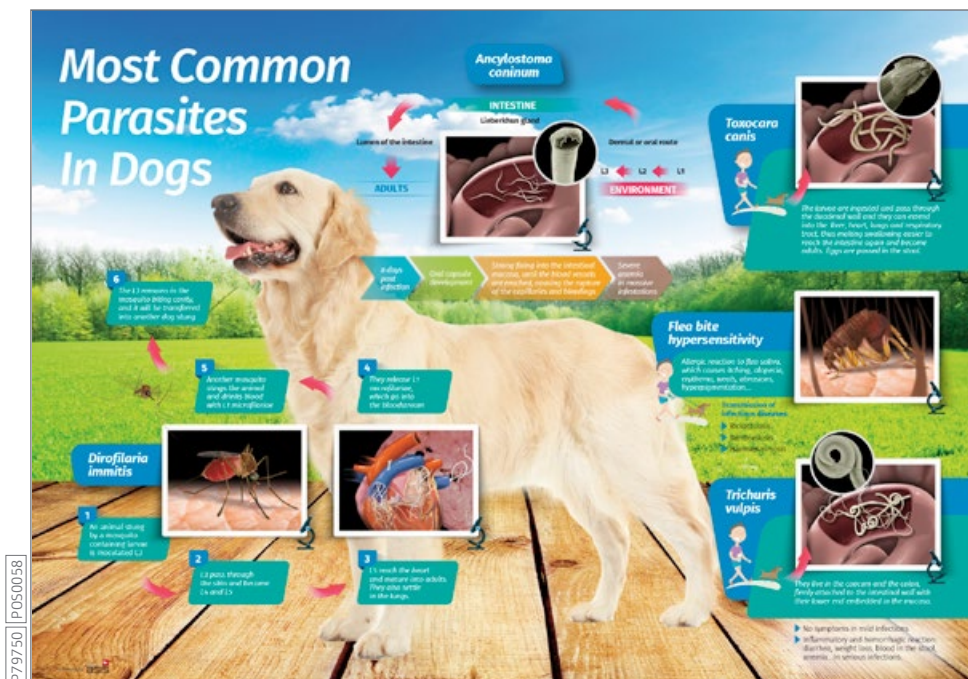
MOST COMMON PARASITES IN DOGS

The ectoparasites causing the most frequent skin disorders in dogs, as well as the most common and dangerous endoparasites are displayed graphically on this poster, which also contains some very realistic images of all of them.

Size:
70 x 50 cm




Available rights in all countries except Spain and Thailand.



Available rights in all countries except Brazil, Spain, Thailand and the USA.

TICK MORPHOLOGY

Ticks are not only a nuisance for pets and their owners; they can also transmit a large number of diseases to both animals and people. The poster includes high quality images to show their aetiological agents.



TICK-BORNE DISEASES

On this poster you can find the main tick-borne diseases in dogs, cats and human beings. It is a very concise but clear poster in order to raise owners' awareness of this serious problem.

TICK-BORNE diseases

	Disease	Etiological agent	Species affected	Target cells	Severity of clinical signs
PROTOZOANS	Piroplasmosis	<i>Babesia</i> spp.	Human, Dog, Cat	Red blood cells	Low to High
		<i>Theileria</i> spp.	Human, Dog, Cat	Lymphocytes and red blood cells	Low to High
	Hepatozoon	<i>H. Canis</i> <i>H. americanum</i>	Human, Dog, Cat	Tissue cells and white blood cells	Low to High
BACTERIA	Lyme disease	<i>Borrelia burgdorferi</i>	Human, Dog, Cat	Tissue cells. People develop a characteristic bull's eye rash	Low to High
	Ehrlichiosis	<i>Ehrlichia canis</i>	Human, Dog, Cat	White blood cells and thrombocytes	Low to High
	Anaplasmosis	<i>Anaplasma platys</i>	Human, Dog, Cat	White blood cells and thrombocytes	Low to High
NEMATODES	Filariasis	<i>Acanthocheiloneema</i> spp.	Human, Dog, Cat	Reside in subcutaneous tissue or in peritoneal cavities	Low to High

TICK REMOVAL

- Use fine-tipped tweezers to grasp the tick close to the skin.
- Pull upward.
- Thoroughly clean the bite area and your hands.
- If mouth-parts remain in the skin remove them with tweezers.

If you or your pet develop any symptom within several weeks of removing a tick, see your doctor or veterinarian.

Contents and design owned by **ASIS**

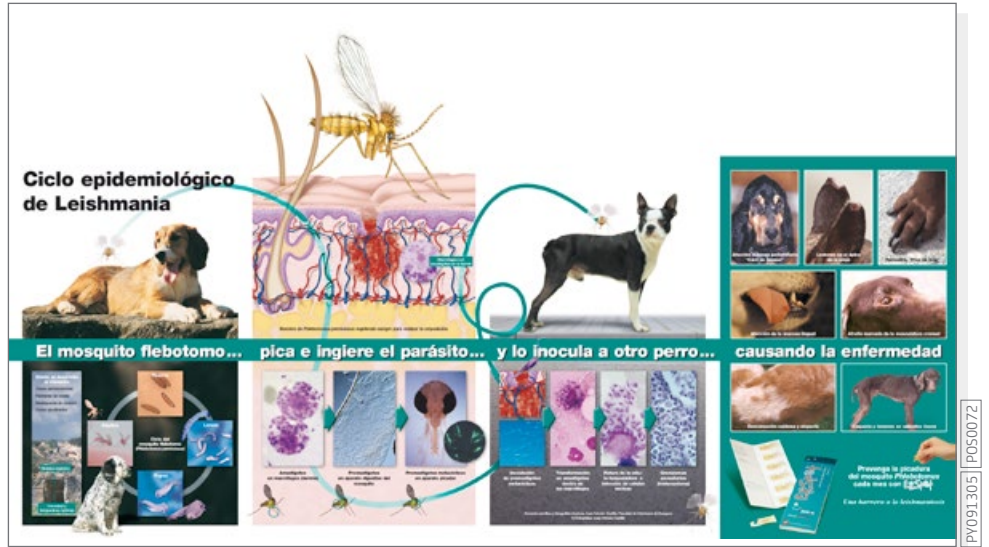
Legend: Green = Not, Yellow = Low, Orange = Moderate, Red = High

Available rights in all countries except the USA.

Size:
70 x 50 cm

LEISHMANIA EPIDEMIOLOGICAL CYCLE

On this poster you can see in a very graphical way what the Leishmania epidemiological cycle in dogs is with special emphasis on the sandfly bite. Preventing such bite is key to protect dogs from getting sick.



Available rights in all countries except China, Spain and the UK.

FOOTPAD DISORDERS IN DOGS

This poster shows some of the most frequent footpad disorders in dogs, caused mainly by strange bodies. An ideal way for vets to explain owners how to proceed in these cases.





THE SKIN OF THE DOG

Knowing the characteristics of the dog's skin and its adnexa is essential to be able to interpret skin lesions and establish the right treatments. This poster provides owners with general information about the most common canine epithelial structures and conditions, and can help the vet to explain the characteristics of the different areas of the skin.

Size: 70 x 50 cm

Available rights in all the countries except Mexico, Brazil, Spain, the Philippines, Indonesia, Malaysia, South Africa, Thailand and Vietnam.



MANGE IN CATS AND DOGS

A general review of one of the most unpleasant diseases in companion animals, mange, with a focus on the five most common types of mange, its distribution on the body and its clinical signs.

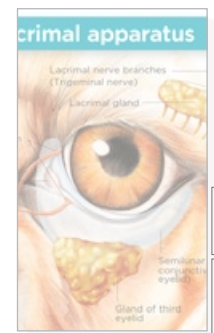
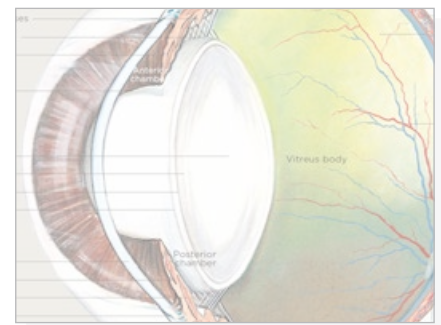
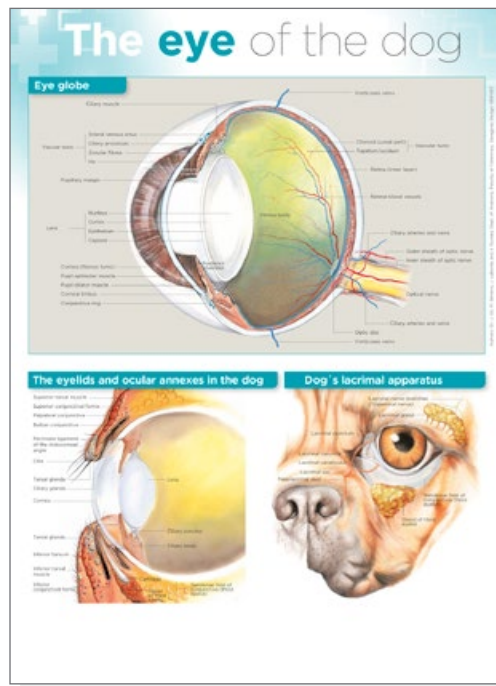
Size: 70 x 50 cm

Available rights in all countries except Turkey.

THE EYE OF THE DOG

This poster illustrates the anatomy of the eyeball and provides detailed information about the lacrimal system and the adnexa of the eye in the dog. The aim of this poster is to provide dog owners with useful information in order to offer them a high-quality service and ensure their satisfaction.

Size:
50 x 70 cm



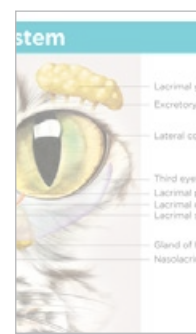
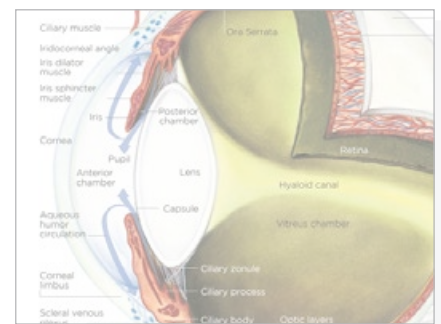
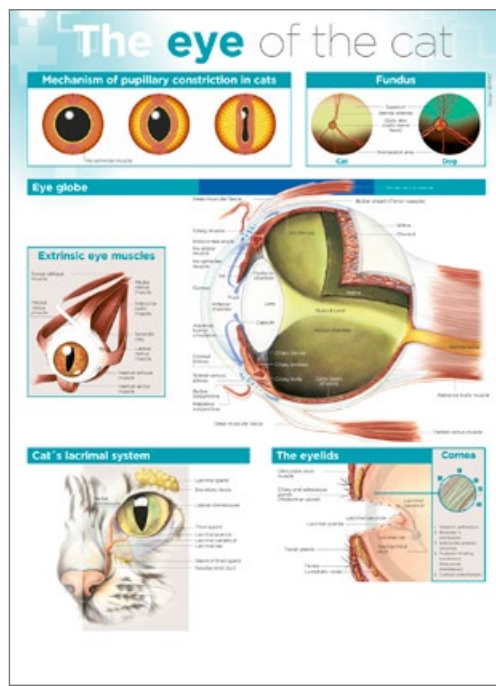
P050061
PY091296

Available rights in all countries except Spain and China.

THE EYE OF THE CAT

The anatomy and peculiarities of the cat's eyes often interest cat owners. This poster is divided into different parts that provide information about the anatomy of the eyeball and show how the pupil dilates, how the lacrimal system works and what the fundus of the eye is like in domestic cats.

Size:
50 x 70 cm



P050062
PY091297

Available rights in all countries except Spain and China.



KERATOCONJUNCTIVITIS SICCA IN DOGS

How do teardrops take shape in dogs? How can I know if my pet's tear secretion is normal? On this poster, vets and owners will be able to find the answer to this and other questions about one of the most common eye problems, the keratoconjunctivitis sicca, focused on its diagnosis and treatment.

Size:
35 x 61,5 cm

Available rights in all countries except Japan.



THE EAR OF THE DOG

This poster shows the external and internal structure of the dog's ear in a clear and simple manner. It can also help owners recognise the symptoms of otitis and includes pictures of the most common types of otitis externa.

Size:
70 x 50 cm

Available rights in all countries except Brazil, China, Spain, Italy, Mexico, South Africa and China.

SIGNS OF AGEING IN SENIOR DOGS

Because senior dogs also need special care, this poster describes, from a practical point of view for owners, a senior health plan that will be very useful in the practice.



Available rights in all countries except Brazil, the Philippines, Indonesia, Portugal, South Africa, Thailand and Taiwan.



Available rights in all countries except Brazil, the Philippines, Indonesia, Portugal, South Africa, Thailand and Taiwan.

KENNEL COUGH

Canine infectious tracheobronchitis, commonly known as “kennel cough”, is one of the most contagious diseases in dogs. Prevention and treatment are key to fight it.

Size:
35 x 61,5 cm

TOS DE LAS PERRERAS



QUÉ ES

Enfermedad respiratoria contagiosa aguda de inicio rápido, de origen bacteriano o viral.

CAUSAS

Múltiples virus y bacterias:

- Bordetella bronchiseptica
- Virus de la parainfluenza canina
- Adenovirus canino tipo 2
- Virus del moquillo canino
- Herpesvirus canino

PREVENCIÓN EN 5 PASOS

- 1 Evitar exposición a ambientes contaminados
- 2 Aislamiento de perros enfermos
- 3 Higiene y buena alimentación
- 4 Separar animales susceptibles
- 5 Vacunación específica: vacunas vivas modificadas. Vía parenteral/intranasal

CÓMO SE TRANSMITE



Diseminación de la infección

Síntomas

2s 4s 6s 8s 10s 12s 14s 16s

Brotes en guarderías, residencias, caninos, perreras.

Contagio por contacto directo (saliva o secreción) o indirecto (juguetes...)

Tos seca constante
Inflamación nasal y ocular
Letargia e inapetencia

TRATAR LOS SÍNTOMAS, LA MEJOR OPCIÓN

Antibióticos en casos graves:

cefalosporinas, quinolonas, cloranfenicol, tetraciclinas.

Corticosteroides

según indicación veterinaria.

Antitusivos y broncodilatadores

para aliviar la tos.



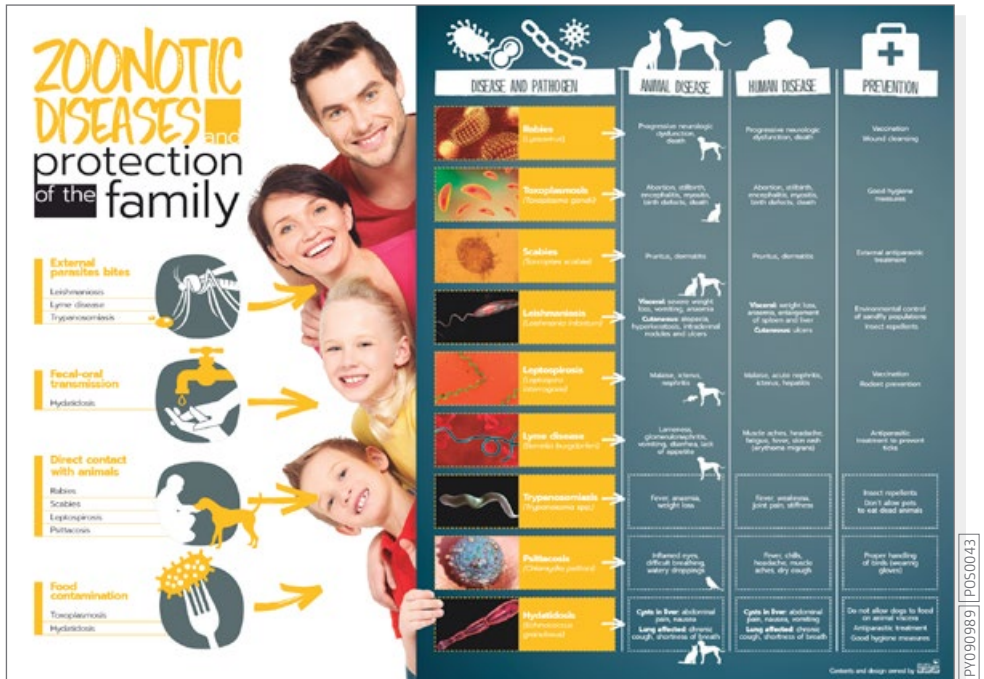
Available rights in all countries except Colombia and Portugal.

“Relevant valuable information is provided to veterinarians, owners or farmers thanks to posters”

ZOO NOTIC DISEASES AND PROTECTION OF THE FAMILY

On this poster, a very comprehensive review is provided with the most common diseases pets can pass on to people, from the etiological agent description and the symptoms in dogs, cats and human beings to the most effective prevention methods to avoid transmission.

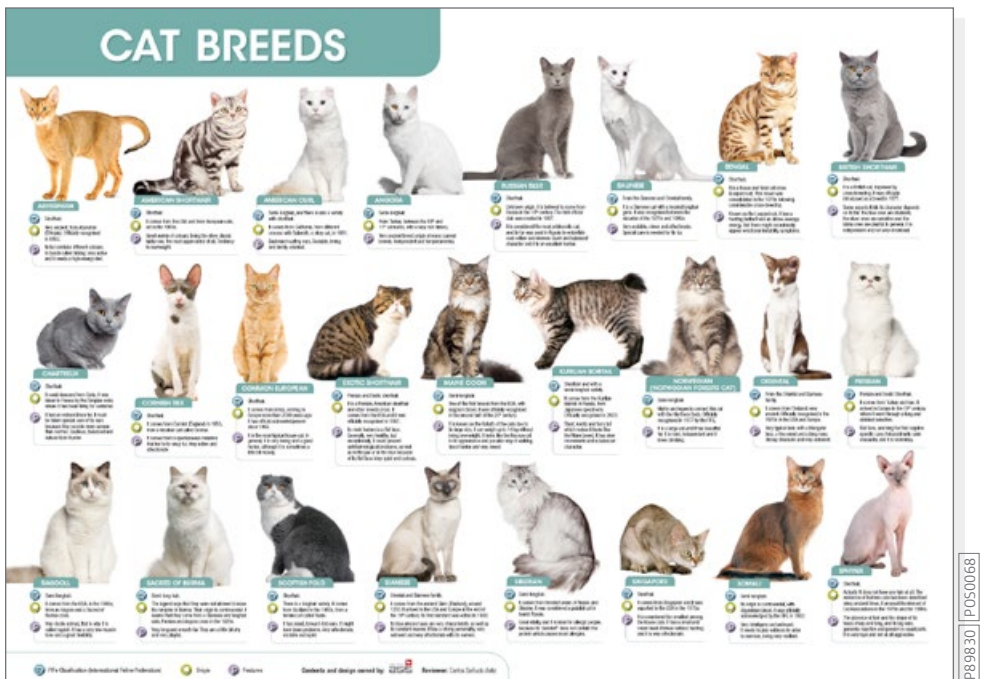
Size: 70 x 50 cm



Available rights in all countries except Mexico and Portugal.

CAT BREEDS

It is a compilation of the world's most important cat breeds, with the most relevant information of every one of them and lots of curiosities you did not know.



Available rights in all countries except Spain.

DOG BREEDS: MOST COMMON DISEASES

An essential poster about the predisposition of the different dog breeds to suffer from diseases, which features high quality images and highly useful information for both veterinary surgeons and owners.

Size:
70 x 50 cm



Available rights in all countries except Spain, Mexico, Thailand and Brazil.

DOG BREEDS

A poster that does not only show a selection of dog breeds, but also provides information about the predisposition of these breeds to suffer from certain diseases. Practical, attractive and very useful for those owners who come to the veterinary practice.

Size:
70 x 50 cm

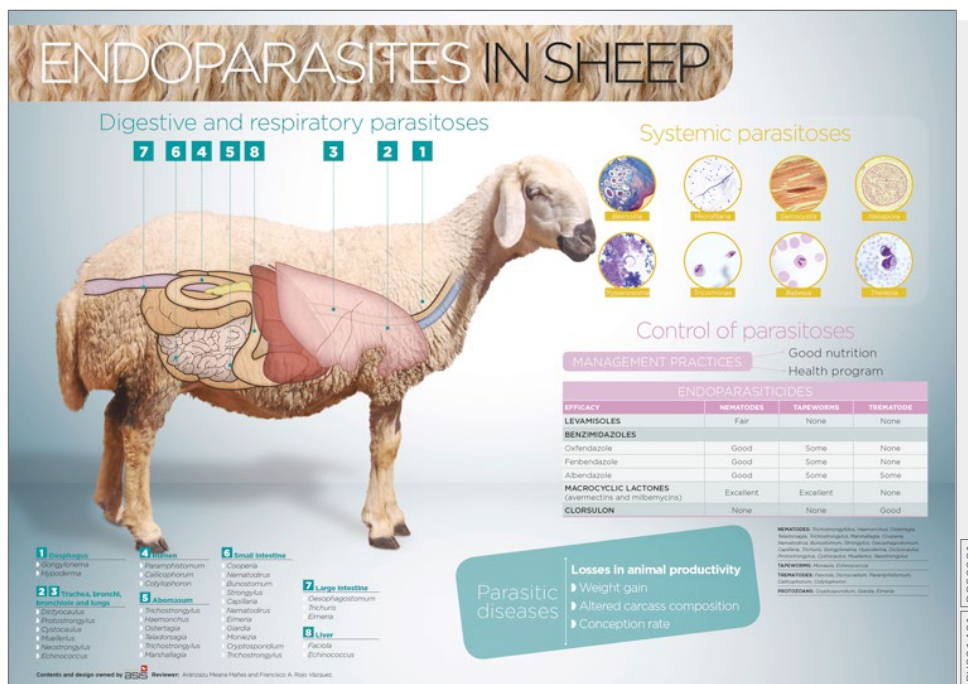


Available rights in all countries except Spain.

ENDOPARASITES IN OVINE CATTLE

A poster with amazing images and illustrations showing the most common digestive, respiratory and systemic parasites in ovine species, as well as the most effective control measures against such processes.

Size:
70 x 50 cm

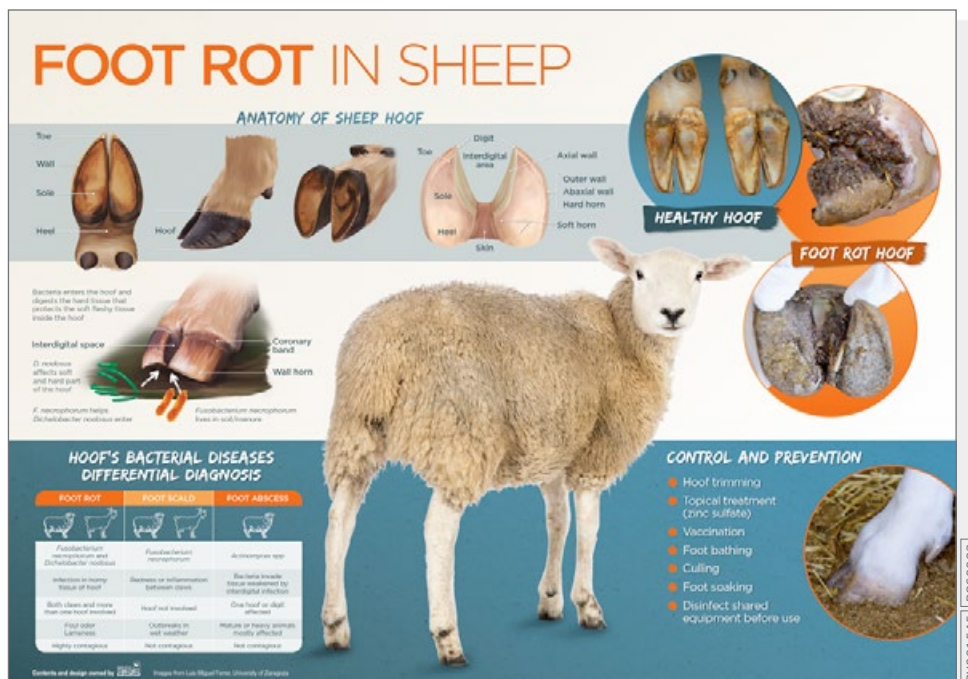


Available rights in all countries except Turkey.

FOOT PAD PROBLEMS IN OVINE CATTLE

An anatomical review of the sheep's hoof and real images of one of the most serious bacterial processes that affect them, the pododermatitis, also known as foot pad dermatitis. This poster shows the key points in order to establish a differential diagnosis with other bacterial hoof diseases, also quite common in our herds.

Size:
70 x 50 cm



Available rights in all countries except France.

PARASITES OF SHEEP

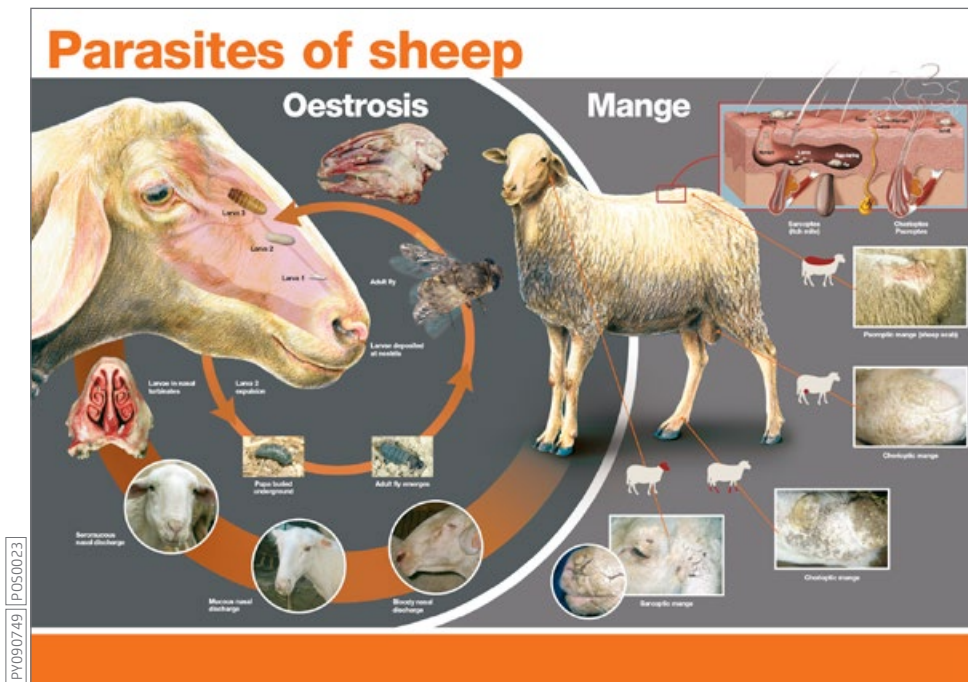
This poster shows, with illustrations and high quality pictures, *Oestrus ovis* infestation and psoroptic and sarcoptic mange in sheep. A diagram of the parasites' life cycles and how they act is included in order to show the importance of these parasitic diseases.

Size:
70 x 50 cm

SHEEP BREEDS

Selection of high quality images that show some of the main sheep breeds, together with information about their origin, purpose, census and particularities.

Size:
70 x 50 cm



Available rights in all countries except Portugal, Spain and Turkey.

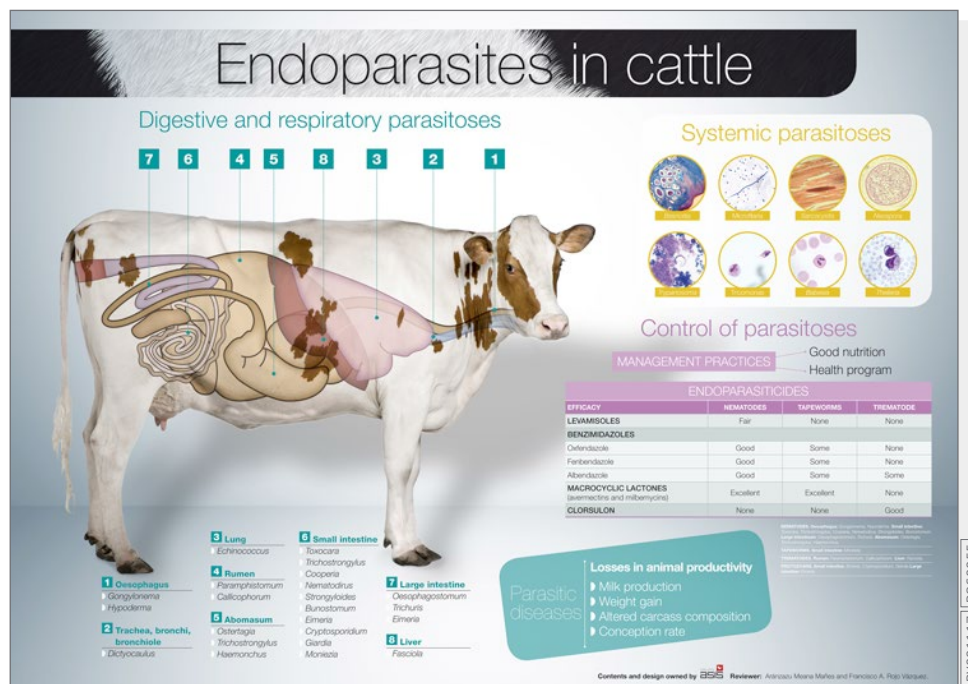


Available rights in all countries except Turkey.

ENDOPARASITES IN CATTLE

A correct diagnosis of endoparasites in cattle is key to establish the right treatment. On this poster you will be able to know the main endoparasites affecting the digestive and respiratory system in cattle, as well as the sources of the main systemic parasitoses.

Size:
70 x 50 cm

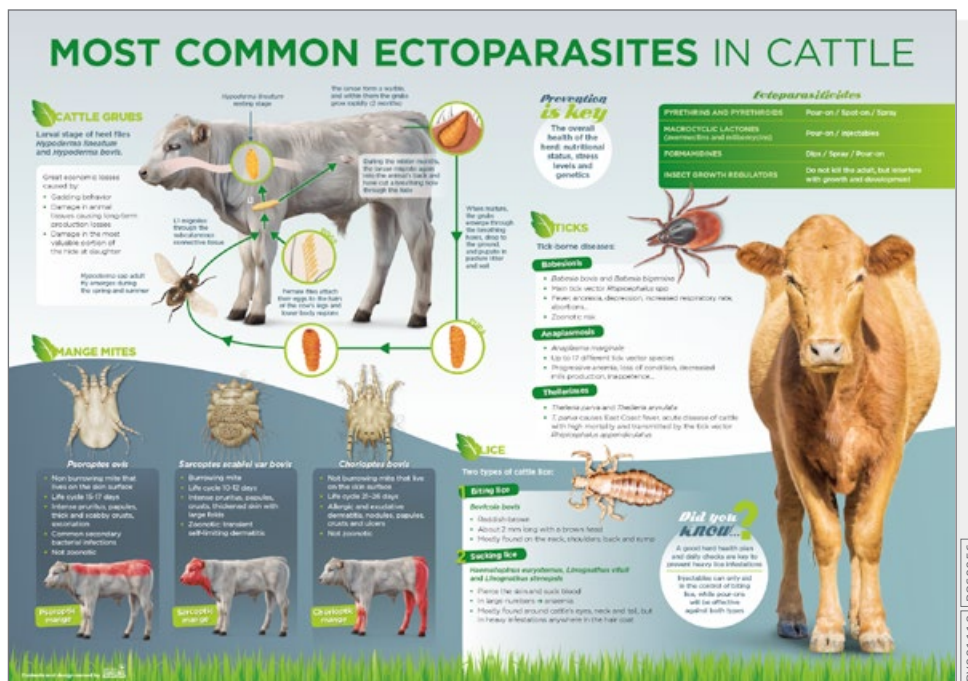


Available rights in all countries except Turkey and Mexico.

ECTOPARASITES IN CATTLE

Following the same idea of the previous poster, this time we focus on ectoparasites: mange mites, lice, ticks and cattle grubs. Biological cycle, prevention and treatment all together on this poster.

Size:
70 x 50 cm

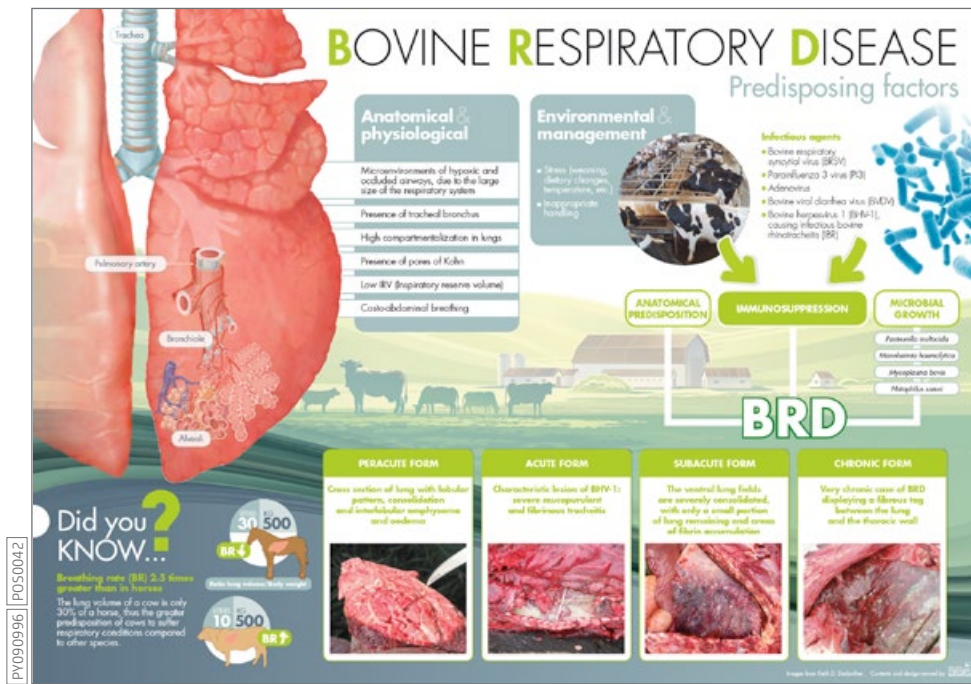


Available rights in all countries except Mexico.

BOVINE RESPIRATORY DISEASE

An anatomical outline of the cows' lungs to insist on the importance of this multifactorial syndrome. This poster analyzes the main predisposing factors to suffer this disease as well as the different degrees of how animals are affected.

Size:
70 x 50 cm

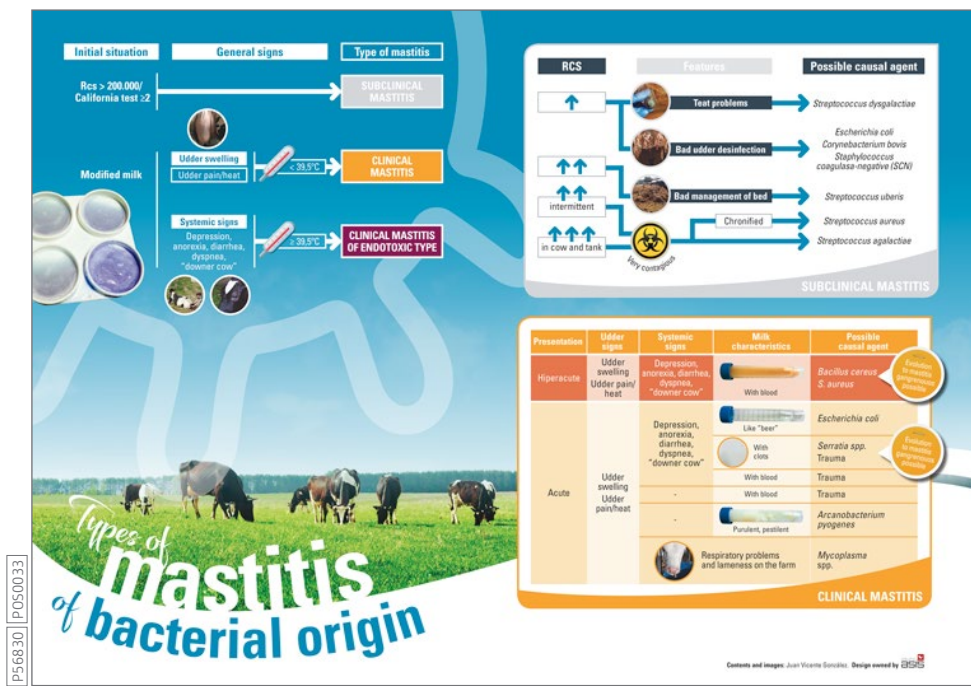


Available rights in all countries except Turkey and Mexico.

BACTERIAL MASTITIS

This poster shows how to distinguish the different types of bacterial mastitis based on the general clinical signs, the signs in the udder, the characteristics of milk or the somatic cell count.

Size:
70 x 50 cm



Available rights in all countries except Turkey.

WORLD'S CATTLE BREEDS

A thorough and indispensable overview of the world's most important cattle breeds. Essential for all those who want to know the most relevant and curious information of every single breed.

Size: 70 x 50 cm

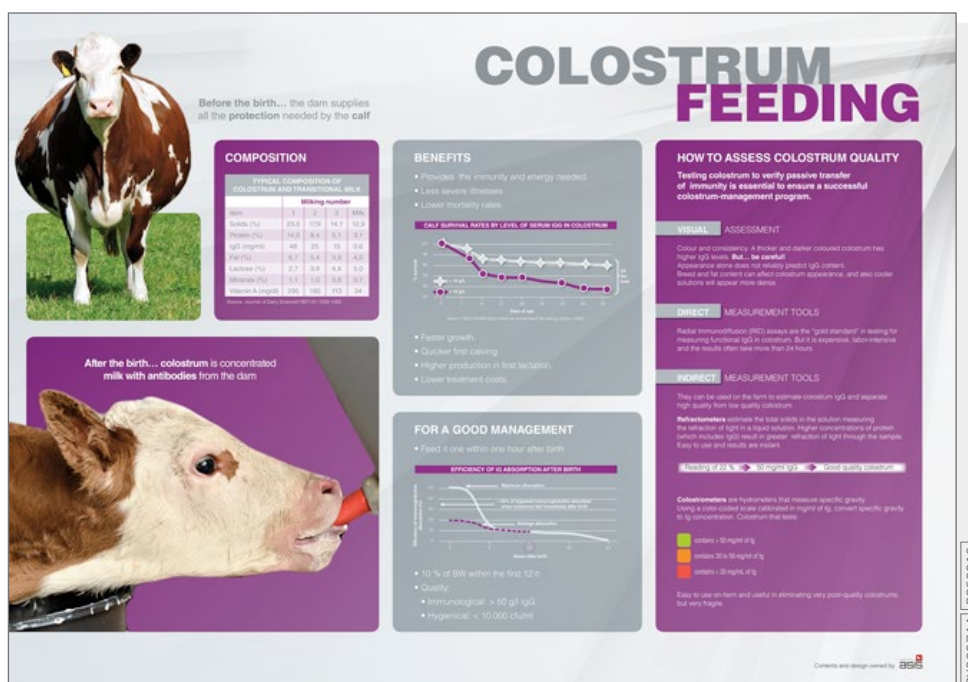


Available rights in all countries except Mexico.

COLOSTRUM FEEDING IS THE KEY

Administering good quality colostrum and establishing appropriate management practices are two essential aspects to guarantee the healthy growth of calves. This poster provides the keys to achieve this goal.

Size:
70 x 50 cm

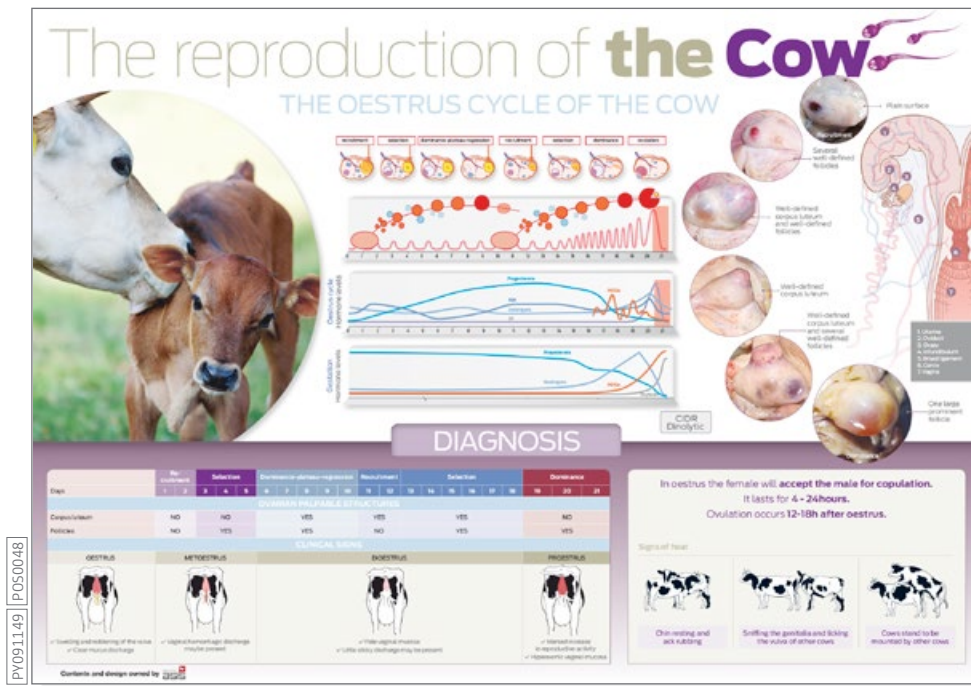


Copyright and reprinting: 35

THE REPRODUCTION OF THE COW

Reproduction is the basis of production in livestock farming. Therefore, this poster about the oestrus cycle of the cow has been developed in order to communicate the key points of reproduction in an easy visual educational way.

Size:
70 x 50 cm



Available rights in all countries except Mexico.

SAMPLE COLLECTION FROM ABORTIONS IN CATTLE

What is the farm's sanitary status? What may be the cause of the abortions? Are there latent infected individuals within the herd? This poster describes how to properly collect samples in cattle and also includes the possible causes of abortions and their aetiology.

Size:
70 x 50 cm

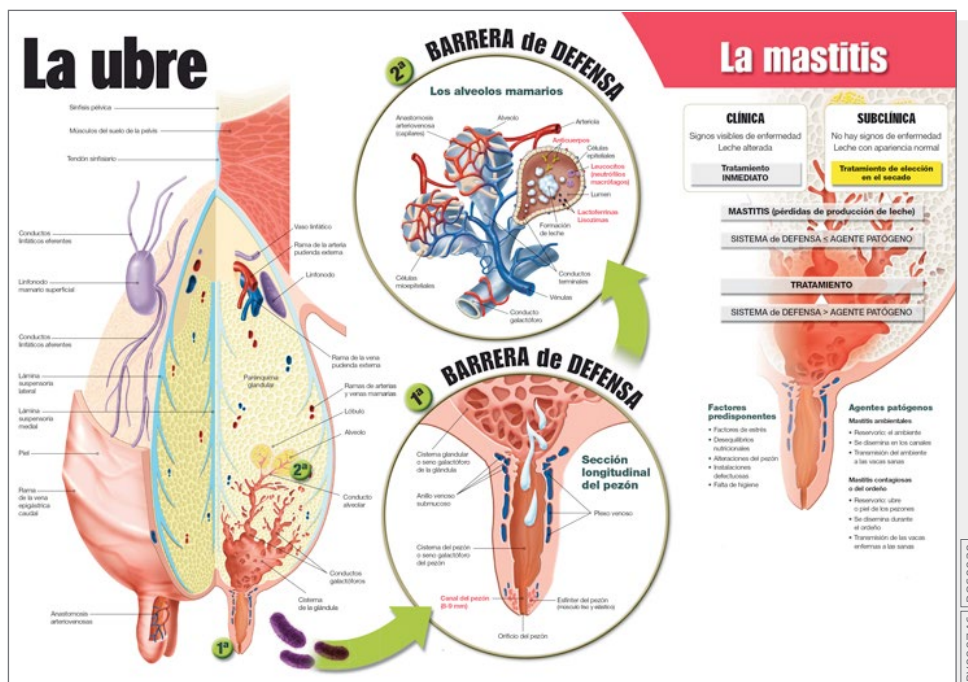


Available rights in all countries except Spain and Mexico.

THE UDDER

This poster illustrates the anatomy of the udder, with a special emphasis on the anatomical structures that act as defensive barriers. It also includes the consequences, manifestations, causal agents and predisposing factors of mastitis.

Size:
70 x 50 cm




Available rights in all countries except Mexico, Spain and Turkey.

BEEF CATTLE BREEDS

Poster with a selection of high quality images in which the main cattle breeds are shown together with the morphological and productive traits that make them good meat producers.

Size:
70 x 50 cm



Available rights in all countries except Mexico.

DAIRY AND DUAL PURPOSE CATTLE BREEDS

Learn about the main dairy cattle and dual purpose breeds and their morphological and productive traits with the help of high quality images.

Size:
70 x 50 cm



Available rights in all countries except Mexico.

MILKING ROUTINE

This poster shows, step by step, a correct milking routine and the California Mastitis Test for the detection of subclinical mastitis, which are essential to improve milk production on the farm.

Size:
70 x 50 cm



Available rights in all countries except Mexico and Spain.

DRYING-OFF ROUTINE

What steps should one follow to dry dairy cows? This poster describes these steps in a concise and practical manner and also provides dietary, biosecurity and management recommendations that will be of great help to farm workers.

Size:
70 x 50 cm

Rutina de secado de la vaca lechera

SECAO 45-60 días

Antes del secado

Alimentación

- Reducir el aporte de concentrados, aumentar heno o paja de buena calidad.
- Condición corporal: 3.0-3.5.

Ingesta de agua

- No limitar el consumo de agua.

Principios básicos de alimentación de la vaca seca

1. Mantener un contenido mínimo de fibra.
2. Evitar el exceso de proteína.
3. Limitar el consumo de energía.
4. Asegurar la disponibilidad de minerales (calcio, fósforo, sodio y potasio) y vitaminas (A, D, E).

Periodo de secado

Secado brusco

- ✓ Limpiar de vacas.
- ✓ Aplicar antibiótico intramamario de larga duración en todos los cuartos.

Terapia de secado

- ✓ Limpiar y secar los pezones.
- ✓ Sumergir los pezones en un producto germicida durante 30 seg.
- ✓ Limpiar y desinfectar los pezones más después del ordeño.
- ✓ Limpiar y desinfectar los pezones con un producto germicida para evitar contaminaciones.
- ✓ Administrar el antibiótico de secado en el ordeño, siempre a la distribución (vacío o vacueta de lavado o vacueta de ordeño).
- ✓ Sumergir en un producto germicida y sellar los pezones.
- ✓ Identificar y separar las vacas secas para evitar la mezcla en la sala de ordeño y separar al manejo nacional correcto.
- ✓ Controlar la correcta evolución de la udder.

Preparto

Sala de partos

- ✓ Alimentación de transición al parto para el parto limpio y desinfectado.
- ✓ Adaptar la tación para el periodo lactante.
- ✓ Aumentar la proteína y la energía.
- ✓ Controlar la nutrición de calidad y el bienestar.
- ✓ Administrar vacunas adecuadas de morbilidad y mortalidad.
- ✓ Chequear de una vez para el parto limpio y desinfectado.
- ✓ Controlar fecha de parto y periodo de lactancia y periodo de la leche de secado.
- ✓ Separar de una vez.

Riesgo de mastitis

Alto

Bajo

El consumo y el final del periodo seco son los momentos de mayor riesgo para el desarrollo de las mastitis.

Available rights in all countries except Mexico and Spain.

DRY-OFF AND MILKING MANAGEMENT IN DAIRY COWS

In line with the two previous posters, this new version offers a global vision of the key steps to take into account in the milking and dry-off management in dairy cows.

Size:
50 x 70 cm

Manejo del ORDEÑO y el SECAO

REVISADO Por Comité Asesor de Ordeño

LACTACIÓN

Periodo de producción láctea.

Inicio: tras el parto. Se prolonga hasta el secado.

SECAO

Periodo transitorio de preparación para la siguiente lactación.

Inicio: 45 días antes de la fecha prevista del parto, 60 días antes del parto en vacas en sus primeros lactaciones.

LACTACIÓN

Periodo de producción láctea.

Inicio: tras el parto. Se prolonga hasta el secado.

Exploración visual y desparque

Primer 3-5 minutos de la lactación para identificar problemas.

Preselección

Sumergir la teatilla en agua fría para reducir el riesgo de mastitis.

Colocación de la unidad de ordeño en la primera mamada tras la estimulación del pezón

Después de la estimulación, colocar la unidad de ordeño correctamente, asegurándose de que la teatilla esté bien succionada.

Tras el ordeño

Limpiar y desinfectar los pezones

Tras cada ordeño, limpiar y desinfectar los pezones con un producto germicida para evitar contaminaciones.

Secado

PIG BREEDS

Discover more about the morphological and productive characteristics of the main pig breeds. This poster includes high quality images and highlighted summaries.

Size:
70 x 50 cm

SWINE DIGESTIVE DISEASES

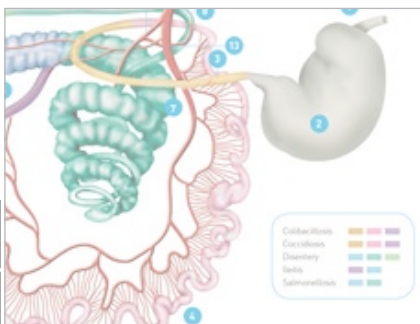
This poster shows the digestive diseases that may affect pigs, with an emphasis on the most relevant ones, and includes illustrations and high quality pictures.

Size:
50 x 70 cm

RAZAS PORCINAS



Available rights in all countries except Malaysia and Mexico.



Available rights in all countries except Asia-Pacific, Brazil, Mexico, Portugal, Russia and Spain.

SAMPLE COLLECTION IN PIGS

This poster uses high quality pictures to show how to collect samples appropriately. Part of it also describes the protocol for sample submission, a crucial step to obtain reliable results.

Size:
70 x 50 cm

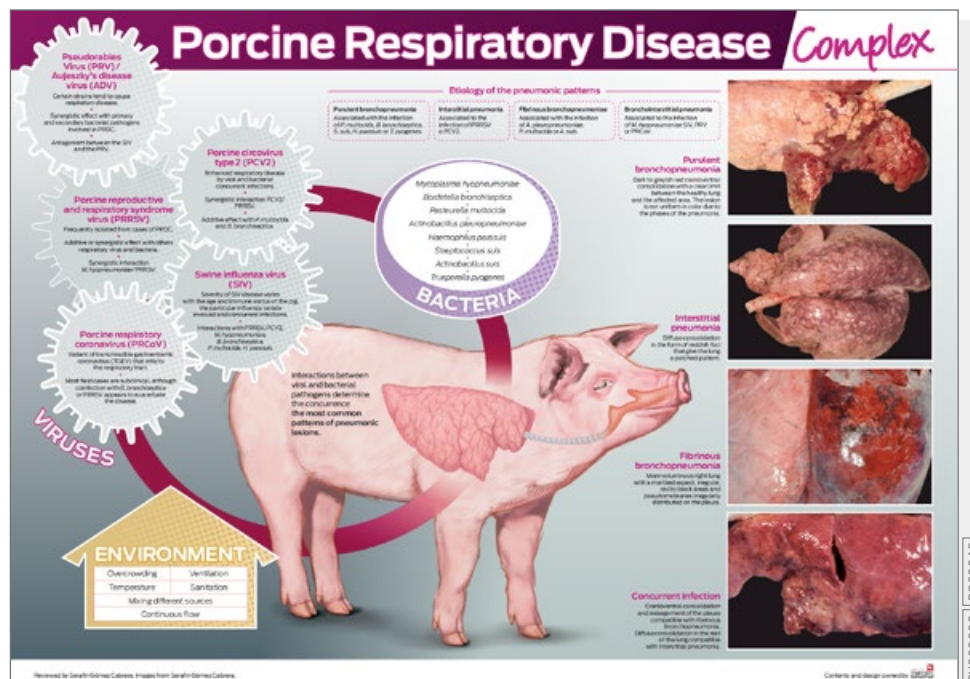


Available rights in all countries except Mexico and Spain.

PORCINE RESPIRATORY DISEASE

This poster shows in great graphical detail all the factors influencing in the appearance of the porcine respiratory disease, with a high impact at farms around the world and source of substantial economic losses. This poster emphasizes the different types of pneumonia that can be found to perform a differential diagnosis.

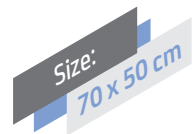
Size:
70 x 50 cm



Available rights in all countries except Russia and Spain.

CARE AND INCUBATION OF HATCHING EGGS

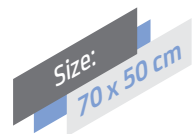
Which process does the hatching egg follows from its selection to the farm? This poster explores the main phases and topics, highlighting the embryo development and the optimal conditions to obtain healthy chicks.



PY091294 POS0059

RESPIRATORY DISEASES IN POULTRY

Taking as reference the common clinical signs of the most important respiratory diseases in poultry, this poster compiles the differences between them. The attractive illustrations can help facilitate the establishment of a differential diagnosis.



PY090997 POS0044

Available rights in all countries except Mexico and Turkey.

NEWCASTLE DISEASE

The Newcastle disease is well known among poultry producers around the world, since its morbidity and mortality rate can reach 100 percent, as well as causing huge economic losses. The establishment of suitable biosecurity measures along with vaccination protocols are key in order to achieve the control of the disease.

Size:
70 x 50 cm

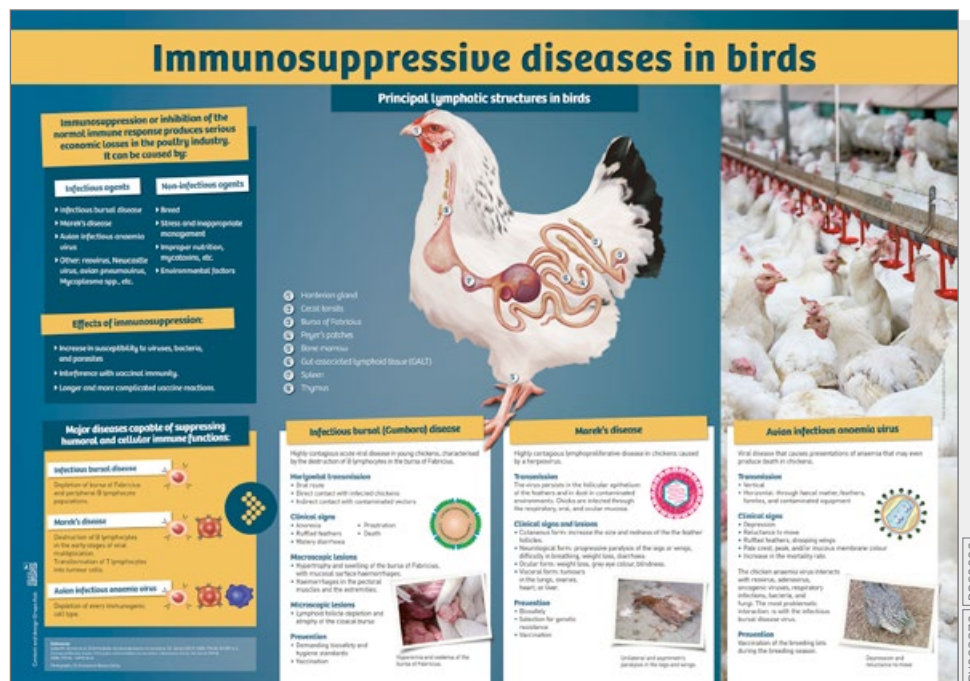


Available rights in all countries except Mexico.

IMMUNOSUPPRESSIVE DISEASES OF POULTRY

Avian infectious anemia, Gumboro disease and Marek disease have a high prevalence in poultry holdings around the world. The three diseases have in common the inhibition of the normal immune response, which leads, among other things, to an increased susceptibility to infections.

Size:
70 x 50 cm

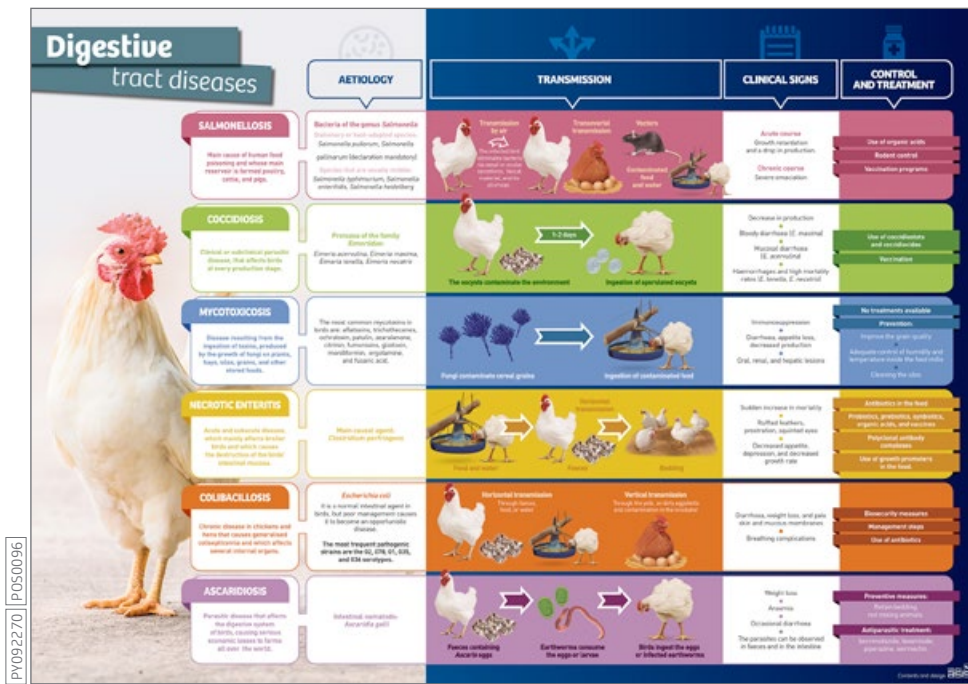


Available rights in all countries except Mexico.

DIGESTIVE DISORDERS OF POULTRY

Digestive system disorders have important consequences in the poultry industry. Viruses, bacteria, parasites or mycotoxins, all cause clear symptoms and major economic losses. Being aware of these agents is essential in establishing preventive actions and suitable treatments for each case.

Size: 70 x 50 cm



Available rights in all countries except Mexico.

BIOSECURITY ON FARMS

Biosecurity is the set of management practices designed to prevent the introduction and transmission of disease agents on farms. It is therefore, a fundamental part of any farm, since it provides an increase in animal productivity as well as in the financial returns. This poster groups together the main rules relevant for most farms in the Member States of the European Union.

Size: 70 x 50 cm



Available rights in all countries except Mexico.

ANATOMY OF THE PIGEON: MUSCLES AND FLIGHT

How do pigeons fly?
This poster provides a detailed analysis of all the muscles involved in bird flight and includes diagrams to show how flight takes place.

Size:
70 x 50 cm

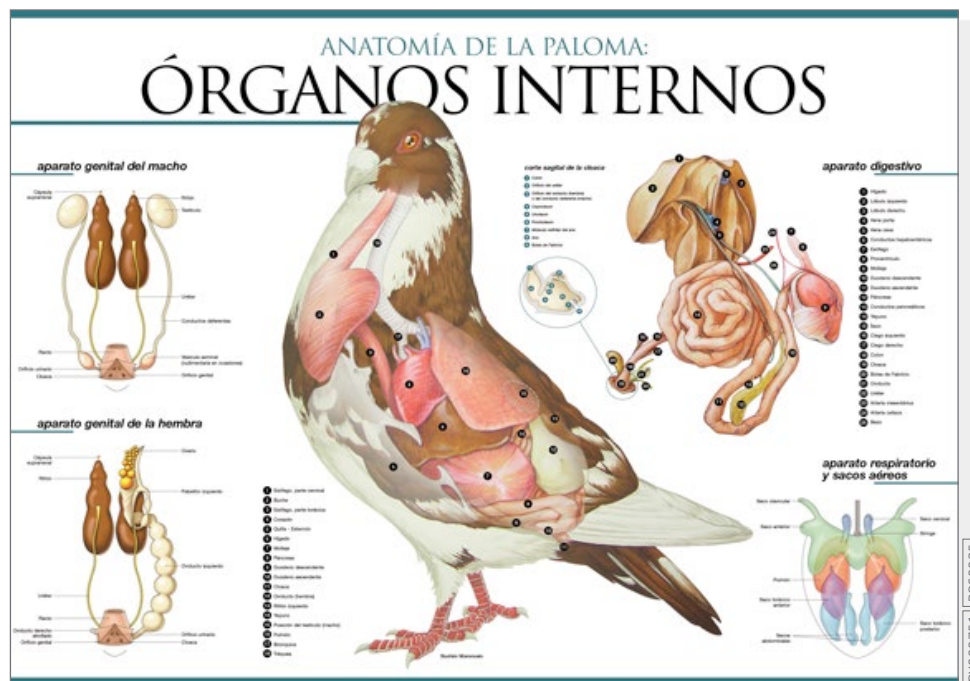


Available rights in all countries except Austria, Denmark, Germany, Poland and Spain.

ANATOMY OF THE PIGEON: INTERNAL ORGANS

This poster illustrates the internal anatomy of pigeons. It includes one main illustration as well as more specific images of the reproductive, respiratory system and digestive systems.

Size:
70 x 50 cm



Available rights in all countries except Austria, Denmark, Germany, Poland and Spain.

ANATOMY OF THE PIGEON: THE SKELETON

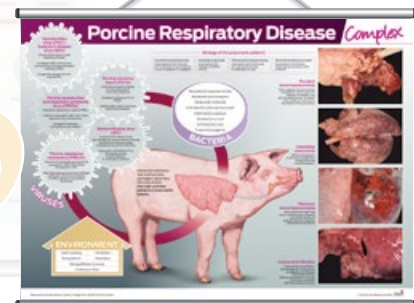
This poster provides a comprehensive, yet clear and concise, view of the pigeon's bone structure.

Size:
70 x 50 cm



Available rights in all countries except Spain.

The posters
are designed
as a powerful
weapon of visual
communication



REGIONAL ANAESTHESIA IN THE HORSE'S HEAD

This poster shows the different anatomical planes -bones and muscles- with a special emphasis on the location of the peripheral cutaneous nerves to define the sites for local anaesthesia. The anaesthetic procedure is also described through step-by-step pictures.

Size:
70 x 50 cm

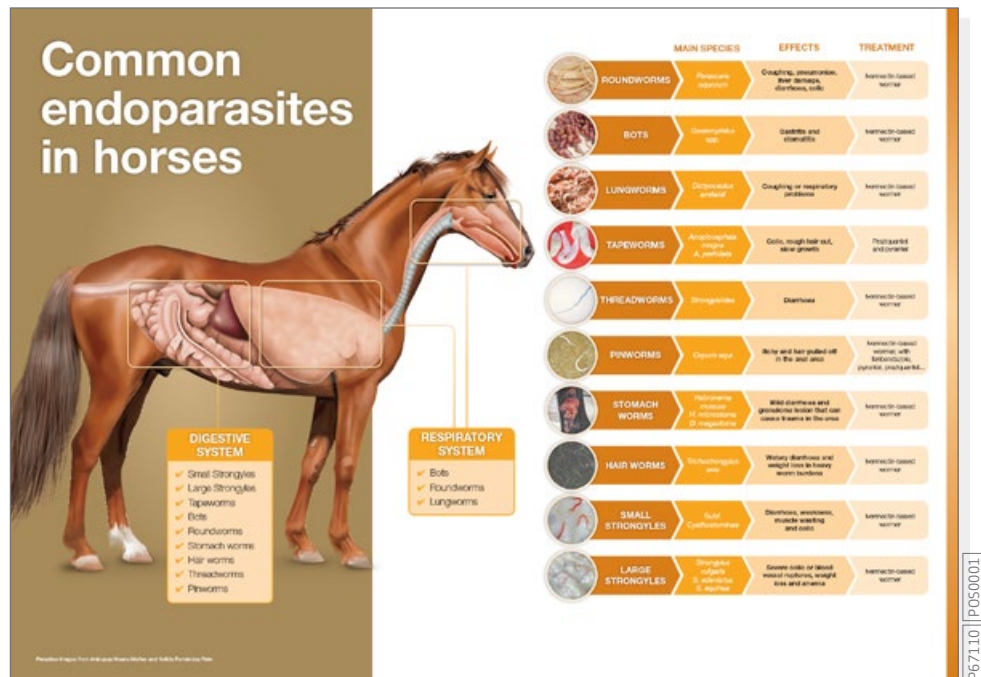


Available rights in all countries except Mexico and Spain.

COMMON ENDOPARASITES IN HORSES

This poster features visual material and an explanatory table that lists the main endoparasites affecting the respiratory and digestive systems of horses, with their clinical signs and treatment.

Size:
70 x 50 cm

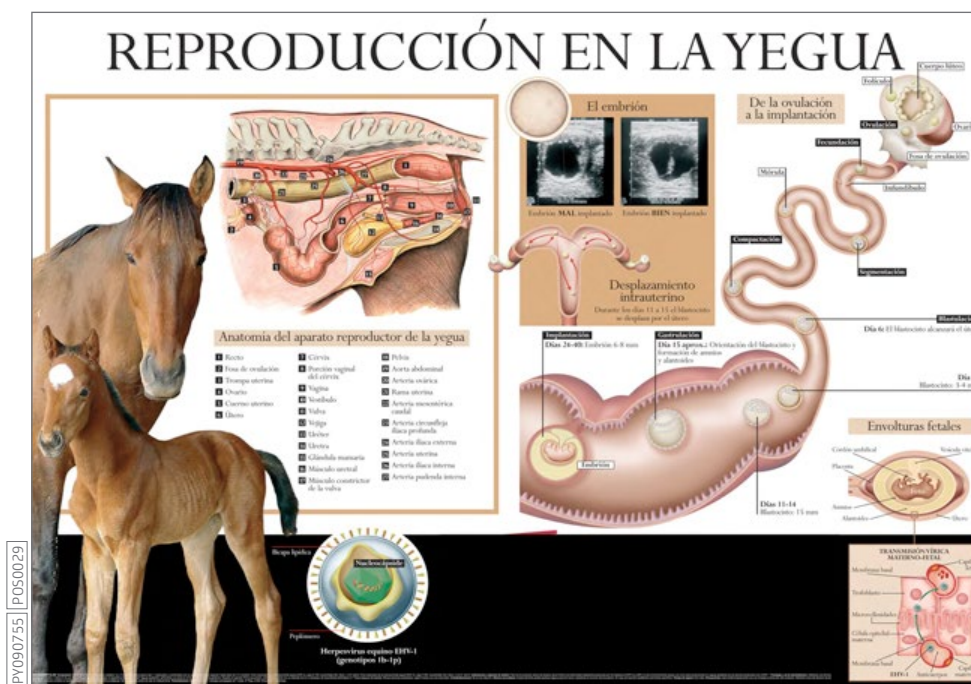


Available rights in all countries except Mexico, Australia, Denmark, Finland, Norway, Spain and Sweden.

REPRODUCTION IN THE MARE

Learn more about the anatomy of the mare's reproductive tract and its particularities with this poster. It includes illustrations, ultrasound images and pictures to show the process that takes place from ovulation until the implantation of the egg in the uterus.

Size:
70 x 50 cm



Available rights in all countries except Mexico and Spain.

HORSE BREEDS

This poster shows the main horse breeds with the help of high-quality images and also describes their most relevant morphological and productive traits.

Size:
70 x 50 cm

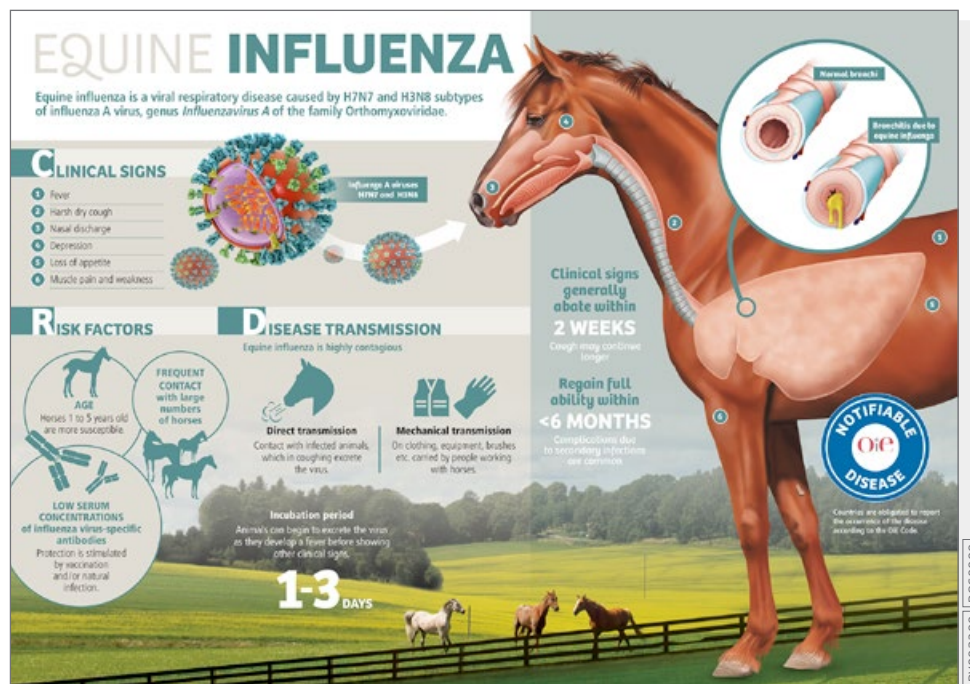


Available rights in all countries except Mexico and Spain.

EQUINE INFLUENZA

This amazing poster is a compendium of the main aspects to be considered when studying equine influenza, a viral disease that affects young horses and which requires the implementation of biosecurity measures and vaccination as the main preventive action.

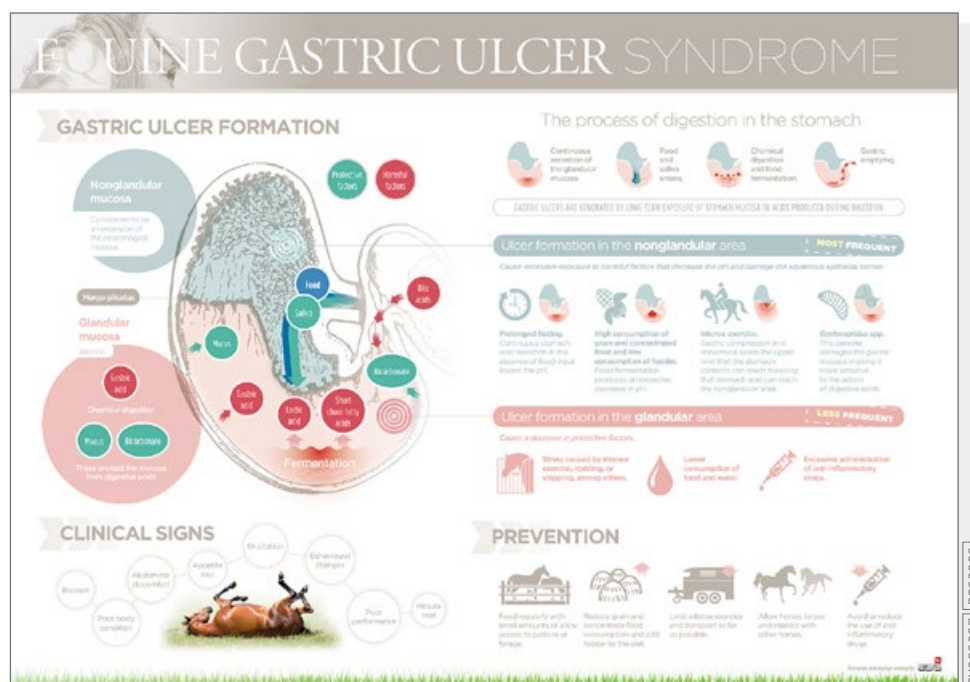
Size:
70 x 50 cm



EQUINE GASTRIC ULCERS

Gastric ulcers in horses are formed by a long-term exposure of the stomach lining to acids produced during digestion. On this poster the formation process is shown in a very graphic way, as well as the most obvious clinical signs and the most effective prevention methods.

Size:
70 x 50 cm



HORSE HOOF ANATOMY

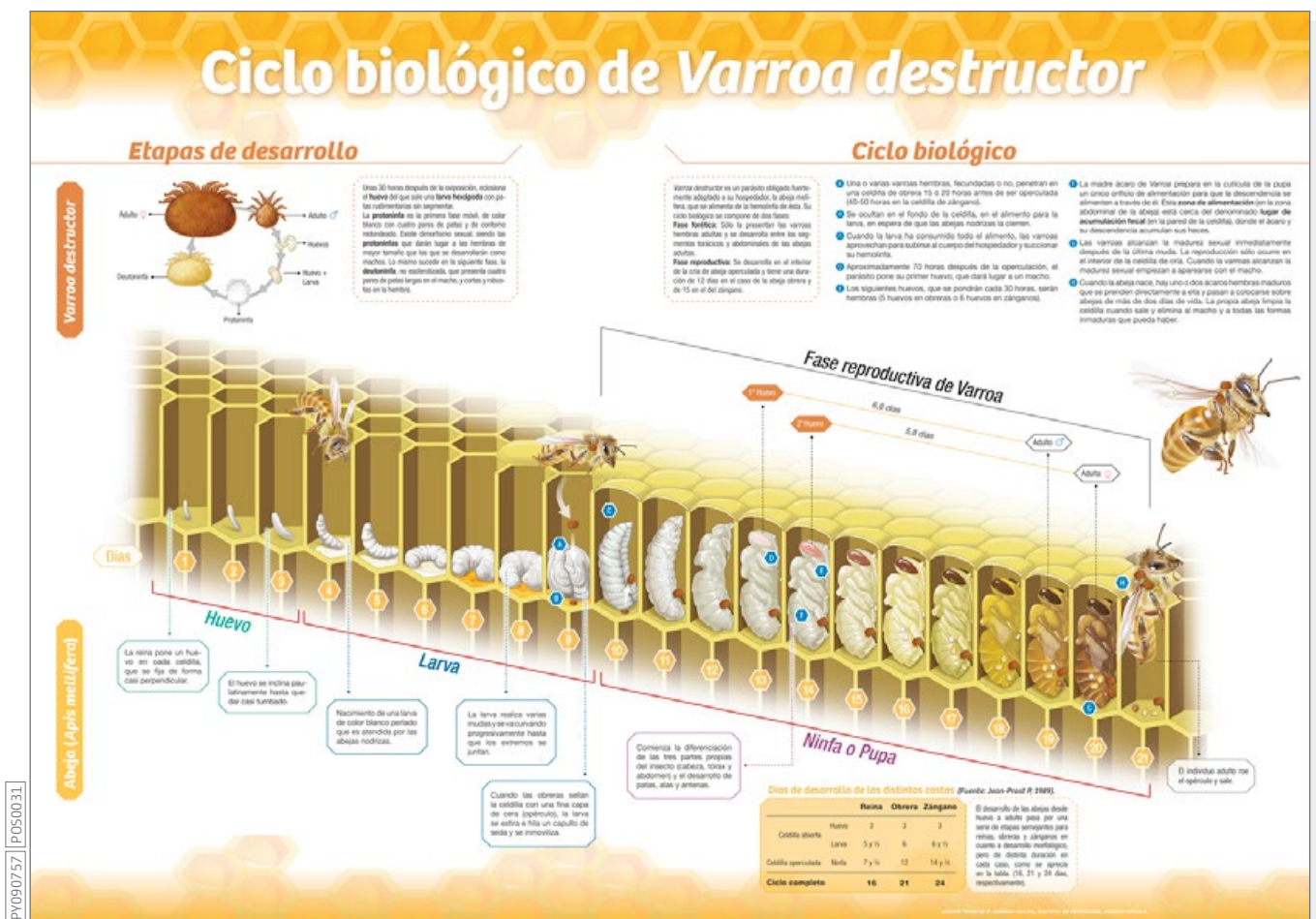
Impressive illustrations of the horse hoof anatomy and its main diseases: laminitis, white line disease, navicular syndrome and thrush. A suitable diagnosis is essential in building the proper treatment for each condition.



Size:
70 x 50 cm

LIFE CYCLE OF *Varroa destructor*

This poster illustrates the life cycle of *Varroa destructor*, a common ectoparasite in bees that poses a serious threat to the profitability of beekeeping businesses and to the environment.



Available rights in all countries except Europe.

Size:
70 x 50 cm

PRE-OPERATIVE HYGIENE PROTOCOL I

As pre-operative hygiene is essential, this poster graphically shows the correct use of surgical protective clothing and hand-washing technique, as well as how to correctly enter the operating theatre.

Size:
70 x 50 cm



Available rights in all countries except Spain.

PRE-OPERATIVE HYGIENE PROTOCOL II

This poster explains how to properly put on surgical protective clothing (gown and gloves) and place surgical drapes by means of images.

Size:
70 x 50 cm



Available rights in all countries except Spain.



THE BONE MARROW. EVOLUTION OF CELLS

Real microscopic images that illustrate the evolutionary stages of the main cells originating in the bone marrow.

Size:
70 x 50 cm

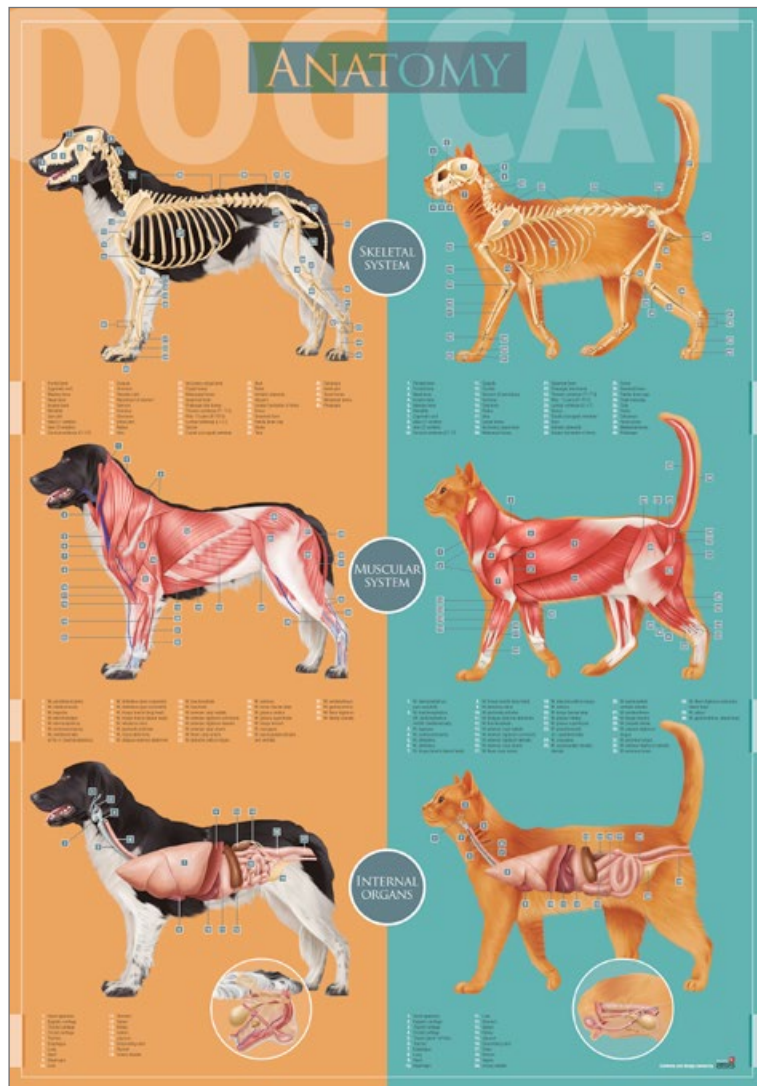
Available rights in all countries except Spain.

“Relevant valuable information is provided to veterinarians, owners or farmers thanks to posters”

Premium Poster

CAT AND DOG ANATOMY

We are releasing a special format, oversize, ideal to be hung at vet offices and with amazing 3D illustrations. And what better way than doing it with a poster that shows the skeletal system, the muscular system and the organs of dogs and cats in great detail. The observation thereof will enable veterinary professionals and owners to learn and refresh their knowledge about the anatomy of these two species.



Size:
70 x 100 cm

Right selling prices

2.450 €

Printing prices*

UNITS	PRICE
100	400 €
200	450 €
500	550 €
1.000	750 €
2.000	1.200 €
3.000	1.625 €
5.000	2.425 €

Available on request

(*) Prices are valid until 31/12/2017

Interactive posters

Interactive posters are a very useful option when the contents are complex, as they allow more information to be provided and they make it possible for users to choose the information they want to display.



Poster with acetate sheets

By means of acetate sheets, transparent material that allows the partial display of the content, the quantity of available information is boosted in an easy and educational way.

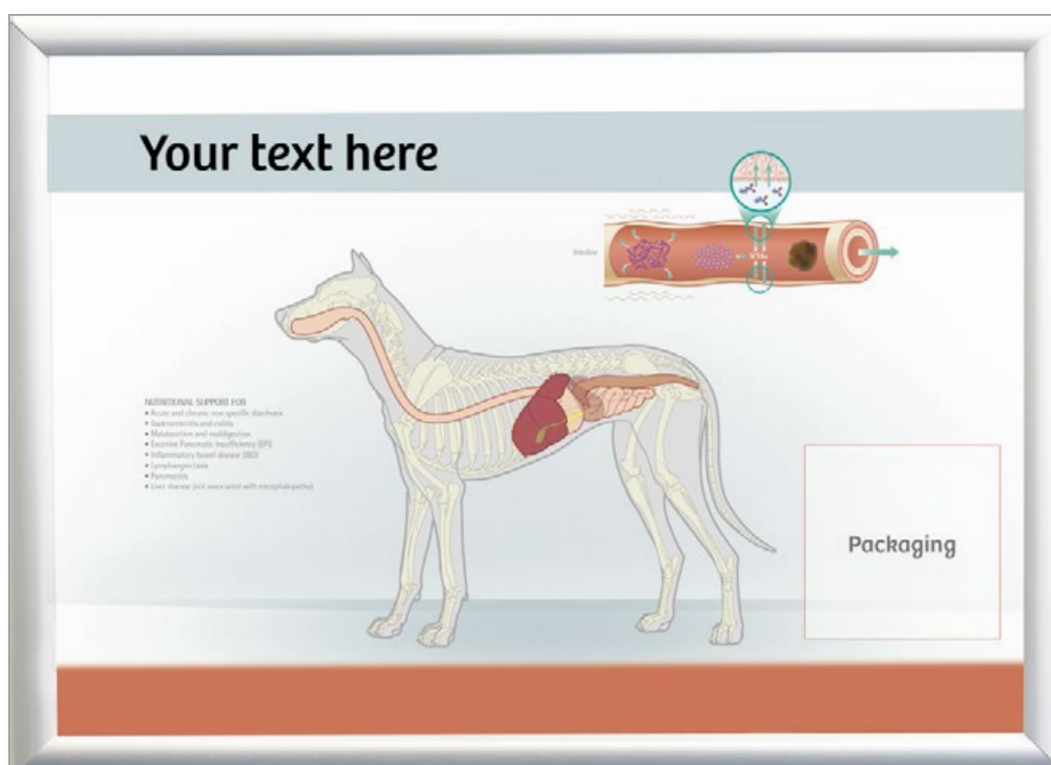


Posters with transparent sheets and aluminum frames

Aluminum frame that includes a poster and several transparent sheets that can be superposed to obtain several combined posters.

Aluminum frame:
42 x 60 cm

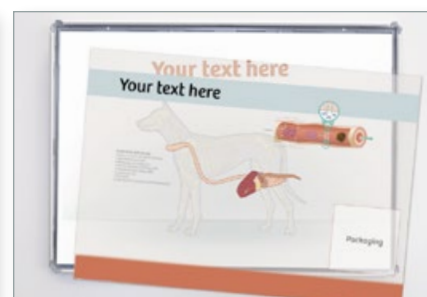
Base poster
+ 8 vinils



1



2



3

Thermoformed poster

You can get a stunning effect if you choose a thermoformed poster, which provides a relief and three dimensional aspect. You will be able to choose what to highlight to support understanding.



Folding poster

The folding option makes deliveries and shipments easier by saving space.



Open format:
53,5 x 38 cm

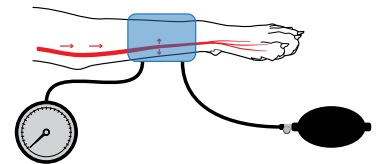

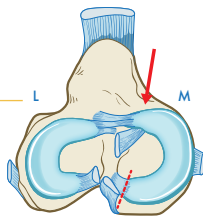
Close format:
19 x 13,5 cm

Veterinary illustrations

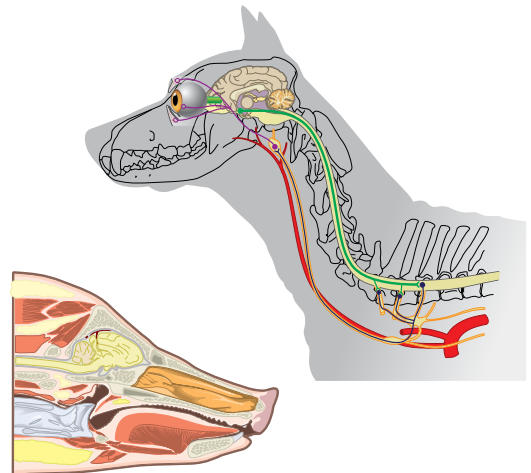
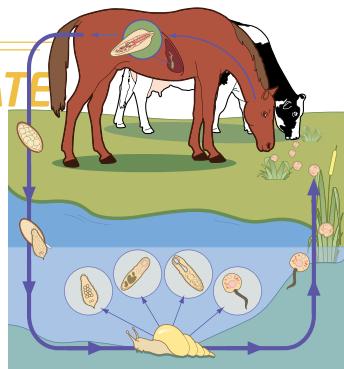
At Grupo Asís we design striking veterinary illustrations that can be divided into three categories based on their complexity:



LOW
COMPLEXITY



INTERMEDIATE
COMPLEXITY

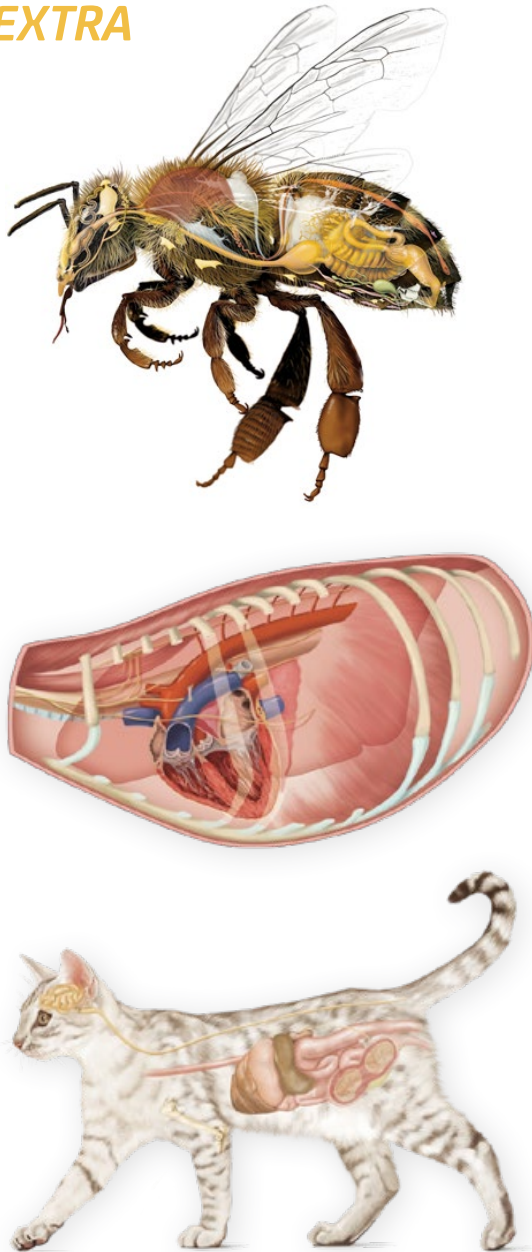


HIGH
COMPLEXITY

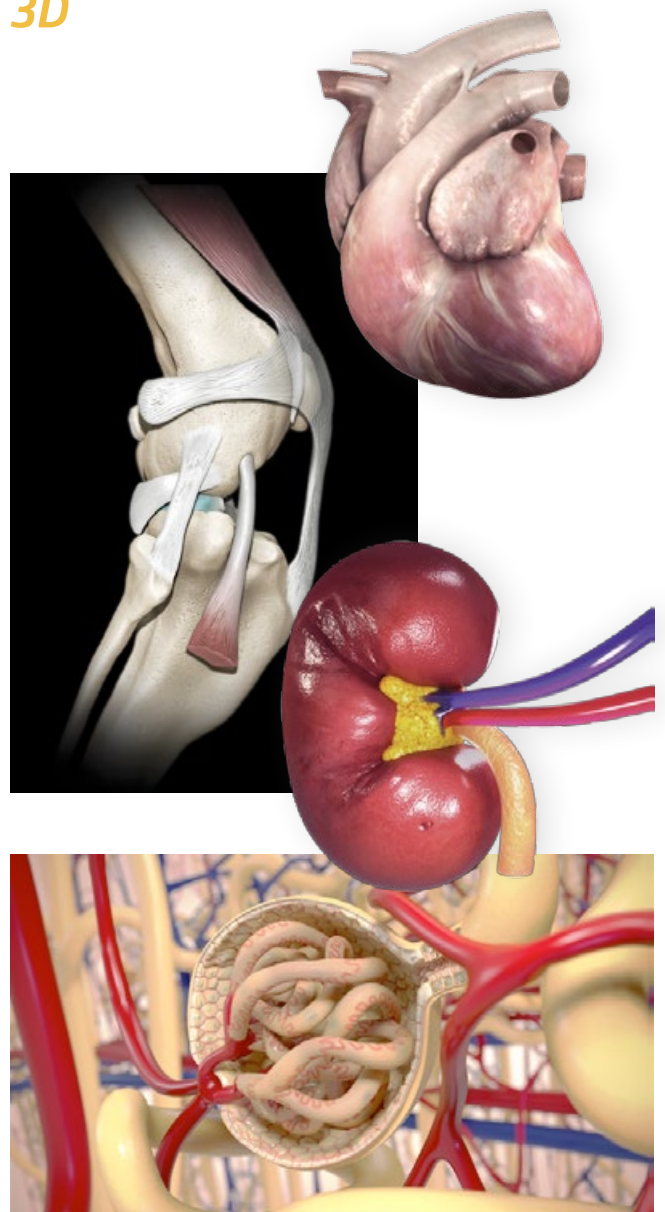



We also offer a series of extras and 3D illustrations depending on the clients' needs.

EXTRA



3D







Centro Empresarial El Trovador, planta 8, oficina I ■ Plaza Antonio Beltrán Martínez, 1 ■ 50002 Zaragoza (España)
Tel.: +34 976 461 480 ■ Fax: +34 976 423 000 ■ comercial@grupoasis.com ■ www.grupoasis.com